



The Corporation of the City of Stratford
Social Services Sub-committee
Open Session
AGENDA

Date: Tuesday, May 13, 2025
Time: 4:30 P.M.
Location: Council Chamber, City Hall
Sub-committee Present: Councillor Henderson - Chair Presiding, Councillor Briscoe - Vice Chair, Councillor Biehn, Councillor Wordofa
Staff Present: Kim McElroy - Director of Social Services, Tatiana Dafoe - City Clerk, Mandy Koroniak - Manager of Children's Services, John Ritz - Supervisor Homelssness and Housing Stability, Miranda Franken - Council Clerk Secretary

To watch the Sub-committee meeting live, please click the following link:

<https://video.isilive.ca/stratford/live.html>

A video recording of the meeting will also be available through a link on the City's website

<https://calendar.stratford.ca/meetings> following the meeting.

Pages

1. Call to Order

The Chair to call the Meeting to Order.

Councillor Nijjar has provided regrets for this meeting.

Land Acknowledgment

Moment of Silent Reflection

Respectful Conduct Statement

2. Disclosure of Pecuniary Interest and the General Nature Thereof

The *Municipal Conflict of Interest Act* requires any member of Council declaring a pecuniary interest and the general nature thereof, where the interest of a member of Council has not been disclosed by reason of the member's absence from the meeting, to disclose the interest at the first open meeting attended by the member of Council and otherwise comply with the *Act*.

Name, Item and General Nature of Pecuniary Interest

3. Delegations

None scheduled.

4. Report of the Manager of Children's Services

- | | | |
|------------|---|---------------|
| 4.1 | Canada-Wide Early Learning and Child Care Implementation Update and Directed Growth Priorities (SOC25-007) | 4 - 10 |
|------------|---|---------------|

Motion by

Staff Recommendation: THAT the report titled, "Canada-Wide Early Learning and Child Care Implementation Update and Directed Growth Priorities" (SOC25-007), be received for information.

5. Report of the Supervisor of Homelessness and Housing Stability

- | | | |
|------------|--|----------------|
| 5.1 | Homelessness and Housing Stability Update (SOC25-006) | 11 - 14 |
|------------|--|----------------|

Motion by

Staff Recommendation: THAT the report titled, "Homelessness and Housing Stability Update" (SOC25-006), be received for information.

6. Department Update	15 - 19
-----------------------------	----------------

The following Department Update Infographics of March, 2025 have been provided for the information of Sub-committee:

- Monthly Children's Services Report
- Monthly Homelessness Report
- Monthly Housing Report
- Monthly Ontario Works Report
- Monthly Report Social Services Stratford

7. Next Sub-committee Meeting

The next Social Services Sub-committee meeting is June 10, 2025 at 4:30 p.m. in the Council Chamber, City Hall.

8. Adjournment

Meeting Start Time:

Meeting End Time:

Motion by

Sub-committee Decision: THAT the Social Services Sub-committee meeting adjourn.



MANAGEMENT REPORT

Date: May 13, 2025
To: Social Services Sub-committee
From: Calvin Mackenzie, Research and Program Analyst
 Mandy Koroniak, Manager of Children's Services
 Kim McElroy, Director of Social Services
Report Number: SOC25-007
Attachments: Canada-Wide Early Learning and Child Care (CWELCC) System
 Priority Areas for Directed Growth 2023-2026

Title: Canada-Wide Early Learning and Child Care Implementation Update and Directed Growth Priorities

Objective: To provide Sub-committee with an update regarding implementation of the Canada-Wide Child Care (CWELCC) System and priorities for the directed growth of CWELCC spaces in Stratford, St. Marys, and Perth County.

Background: On March 28, 2022, the Province of Ontario entered into an agreement with the Government of Canada for implementation of the CWELCC System in Ontario, which was to reduce fees to an average of \$10 per day for children under the age of 6 in participating licensed childcare programs by March 2026. This information was previously shared with Council through Report SOC22-006 in April 2022.

In 2025, the maximum daily fee (or "base fee") was prescribed as \$22.00/day for all CWELCC-enrolled programs in Ontario. The Province also implemented a new Cost-Based Funding Formula, intended to provide operational funding representative of the costs of providing high-quality childcare to eligible children in Ontario.

As part of its plan to reach a provincial childcare access rate of 37%, Ontario committed to create 86,000 new CWELCC spaces (relative to 2019) by the end of 2026 and provided Service System Managers with notional targets for growth.

To support reaching this target, the Province undertook a space recalibration exercise and on March 31, 2025, shared updated growth targets for the remainder of the current CWELCC agreement, along with new information on the Early Learning and Child Care (ELCC) Infrastructure Fund. In addition, Service System Managers have been instructed to develop directed growth plans for the expansion of CWELCC spaces.

Analysis:

2025 Parent Fee Reduction and Cost-Based Funding Formula

In 2025, the maximum daily fee that may be charged in respect to an eligible child in a CWELCC-enrolled program is \$22.00/day, and the minimum fee is \$12.00/day. This is the mandatory fee (the base fee for childcare services) that that families pay to receive childcare. Information about any further parent fee reduction towards the \$10 per day average has not yet been shared by the Province.

The new Cost-Based Funding Formula replaces the previous revenue-replacement approach. Under this new funding model, childcare programs in Ontario that are not enrolled in CWELCC and serve children under the age of 6 are no longer eligible to receive many types of direct funding, including:

- Wage Enhancement Grant (WEG) and Home Child Care Enhancement Grant (HCCG)
- Special Needs Resourcing program staff and equipment
- Childcare fee subsidy
- General Operating

At this time, 100% of eligible childcare programs in Stratford, St. Marys, and Perth County are enrolled in CWELCC, however new licensed childcare programs that do not enroll, or cannot be enrolled will be impacted by these changes. For-profit daycares are not eligible for the CWELCC funding.

A new accountability framework has additionally been implemented for administration of this funding by Service System Managers. These include the requirement to assess the eligibility of costs for cost-based funding, a third-party Direct Engagement to Report on Compliance on a sample of centres to verify the eligibility of costs and compliance with Ministry guidelines, and cost reviews by Service System Managers of a sample of centres receiving disproportionately large top-up allocations to identify potential cost reductions. This applies to the City-operated Anne Hathaway Daycare as well other supported providers in our area.

Updated CWELCC Space Targets, Allocations, and ELCC Infrastructure Fund

In its March 31, 2025, memo to Service System Managers, Stratford was provided with updated CWELCC space targets for the period of 2024-2026.

Revised CWELCC Space Targets for the City of Stratford, March 31, 2025

Type of Setting	2024	2025	2026	Total
School-based	49	88	0	137
Community-based	0	120	204	324
Total	49	208	204	461

The revised CWELCC space targets represent a reduction of 108 spaces in total for the 5-year period of the current CWELCC agreement.

The Ministry has indicated that 100% of any growth should be not-for-profit. 235 of the 461 total spaces have been committed to previously approved licensed childcare expansions. Priority areas for growth are included in the attached report, City of Stratford Canada-Wide Early Learning and Child Care (CWELCC) Priority Areas for Growth 2023-2026.

Four municipalities have been identified as priority areas: North Perth, Perth East, Perth South, and Stratford. These municipalities were prioritized based on low current access rates, low numbers of infant spaces, and a high proportion of the total number of children aged 0-5.

New allocations under the Early Learning and Child Care (ELCC) Infrastructure Fund were also shared. This fund supports infrastructure projects with a goal of increasing inclusion in childcare for underserved communities. Eligible projects are for spaces that are centre-based, community-based, provided by a not-for-profit operator or directly operated by a Service System Manager, and approved for enrolment in CWELCC. In 2025, Stratford was provided with an allocation of \$1,619,188.

Stratford's 2025 Child Care Allocations have been accordingly revised as follows:

Allocation	Initial 2025	Revised January 2025	Variance
Cost-Based Allocation	\$19,623,924	\$15,983,381	(\$3,640,543)
Start-up Grants	\$2,781,900	\$421,208	(\$2,360,692)
ELCC Infrastructure Fund	-	\$1,619,188	\$1,619,188
Administration	\$399,046	\$384,030	(\$15,016)

Financial Implications:

Financial impact to current year operating budget:

The 2025 Social Services operating budget was estimated not knowing either the initial nor revised figures provided by the province, so the 2025 budgets estimates were based on 2024. Therefore, the revised Child Care Allocation does not impact the required municipal contribution for 2025, and Children's Services is working to manage the reduction to the Administration allocation within the remaining budget.

Financial impact on future year operating budget:

The Ministry of Education has not yet provided information on future funding plans, therefore impacts to operating budgets in 2026 and beyond are unknown currently.

Alignment with Strategic Priorities:**Work Together For Greater Impact**

This report aligns with this priority as the Children's Services Division works with community-based childcare operators to plan for and provide funding to support the expansion of affordable, high-quality licensed childcare in Stratford, St. Marys, and Perth County.

Alignment with One Planet Principles:**Health and Happiness**

Encouraging active, social, meaningful lives to promote good health and wellbeing.

Equity and Local Economy

Creating safe, equitable places to live and work which support local prosperity and international fair trade.

Staff Recommendation: THAT the report titled, "Canada-Wide Early Learning and Child Care Implementation Update and Directed Growth Priorities" (SOC25-007), be received for information.

Prepared by:

Mandy Koroniak, Manager of Children's Services

Recommended by:

Kim McElroy, Director of Social Services

Adam Betteridge, Interim Chief Administrative Officer



Canada-Wide Early Learning and Child Care (CWELCC) System Priority Areas for Directed Growth 2023-2026

Introduction

The Canada-Wide Early Learning and Child Care (CWELCC) System has an ambitious goal to add an additional 53,000 licensed child care spaces in Ontario between the years 2023 and 2026. This goal is directly related to Ontario's target to increase the access rate to licensed child care for children age 0-5 to 37% by 2026. This equates to one affordable child care space for every 2.7 children aged 0-5 in Ontario.

The Ministry of Education has provided the City of Stratford, as the Consolidated Municipal Service Manager (CMSM) for Stratford, St. Marys, and Perth County, with a CWELCC space allocation target, which requires the City of Stratford to determine priority areas for the creation of new licensed child care spaces to be enrolled into the CWELCC System.

CWELCC Space Allocation for City of Stratford

The CWELCC space allocation for the City of Stratford, shown in Table 1, is 461 spaces for children age 0-5 from 2023 to 2026, with 100% of those spaces designated to be operated by not-for-profit child care organizations. 137 of those will be spaces located in schools and 324 of those spaces will be community-based.

Within the allocation, the City of Stratford has projected that up to 150 spaces will be realized through its home child care locations. The City of Stratford will be the lead agency responsible for planning for, and delivering, licensed home child care through its directly operated licensed home child care agency as it has the enhanced resources internally to ensure the project is delivered at a high service level standard. An additional 235 spaces have been committed to previously approved licensed child care expansions. This leaves the opportunity for at least 76 licensed centre-based child care spaces to be realized to meet the provincial target.

Table 1: Ministry of Education targets for Stratford (March 31, 2025 memo):

	2024	2025	2026	Total
School-based	49	88	0	137
Community-based	0	120	204	324
Total	49	208	204	461



Current Licensed Child Care Access Rates and Population

Supporting access to full-time licensed child care for children age 0-4, prior to school entry, is recognized as critical to supporting workforce participation. The current licensed child care access rates for these children in the City of Stratford, Town of St. Marys, Municipality of North Perth, Municipality of West Perth, Township of Perth East, and the Township of Perth South are shown in Table 2. Ontario has set a target of 37% access to licensed child care spaces for children age 0-5, which also includes the kindergarten age children, by the year 2026.

As shown in Table 2, currently no municipality has reached that target. Many gaps remain, as the total access rate across Stratford, St. Marys, and Perth County is currently just 15%.

The lowest access rate is found in Perth South, however St. Marys is found within its geography and has the highest access rate in the area, at 28.9%.

Perth East has the next lowest recorded access rate of 1.6%, followed by North Perth at 12.5%, Stratford at 21.1%, West Perth at 25.2%, and finally St. Marys at 28.9%. Overall, the age category with the lowest access rate is infants at 5%.

Table 2: Licensed Child Care Access Rates (2025)

Municipality	Infant	Toddler	Preschool	Total 0-4
North Perth	5.6%	12.2%	16.9%	12.5%
Perth East	0.0%	0.0%	3.2%	1.6%
Perth South	0.0%	0.0%	0.0%	0.0%
St. Marys	11.4%	46.2%	31.5%	28.9%
Stratford	4.4%	25.6%	29.3%	21.1%
West Perth	12.3%	22.7%	33.4%	25.2%
Total	5.0%	17.1%	20.2%	15.0%

Note: Table 2 does not include the Kindergarten age group, which is included in Ontario's target access rate as children of this age are often also served through other licensed child care age groupings.

The population of children age 0-5 in Perth County is shown in Table 3. The municipality with the largest population of children age 0-5 is Stratford with 1,855, followed by North Perth with 1,415, Perth East with 1,160, West Perth with 680, St. Marys with 680, and Perth South with 245. Although Stratford has the highest total number of children, it has the second lowest proportion of children when compared to the total population



at 5.6%. The highest proportions of children age 0-5 are found in Perth East at 9.2%, and North Perth at 9.1%.

Table 3: Population of Children in Stratford, St. Marys, and Perth County

Geography	Total Population	Total Children Age 0-5	% Age 0-5 of Total Population
Stratford	33,235	1,855	5.6%
Perth South	3,775	245	6.5%
St. Marys	7,385	365	4.9%
West Perth	9,035	680	7.5%
Perth East	12,595	1,160	9.2%
North Perth	15,540	1,415	9.1%
Total	81,565	5,735	7.0%

Priority Areas

Through its Access and Inclusion Framework, the Ministry of Education has identified that new community-based child care spaces to be enrolled in the CWELCC System must be located in areas that best support the needs of families. Children's Services has determined priority areas for Stratford, St. Marys, and Perth County based upon the data presented in this report on current access rates and the population of children age 0-5.

Four municipalities have been designated as priority areas for the directed growth of CWELCC spaces: North Perth, Perth East, Perth South, and Stratford. Each of these municipalities have access rates for children age 0-4 lower than 25% and have access rates for infants lower than 6%. In addition, Stratford, North Perth, and Perth East account for 77% of the total population of children age 0-5.

Although these municipalities have been selected as priority areas, St. Marys and West Perth may still experience growth of licensed child care spaces under CWELCC to advance towards Ontario's target of an access rate of 37%, and to support the needs of children and families in those communities.



MANAGEMENT REPORT

Date: May 13, 2025
To: Social Services Sub-committee
From: John Ritz: Supervisor of Homelessness and Housing Stability
Kim McElroy: Director of Social Services
Report Number: SOC25-006
Attachments: Homelessness and Housing Stability Infographic

Title: Homelessness and Housing Stability Update

Objective: To inform and update Sub-committee of recent achievements and progress regarding homelessness and housing stability.

Background: The City of Stratford works collaboratively with community agencies towards a shared goal of ending homelessness. This report is intended to provide updates on recent achievements and ongoing progress on this collaborative effort. These achievements include the creation of the 3-year pilot Community Safety and Well-Being By-law Officer role, collaborations with the Perth County Mobile Integrated Health Team, the Town of St. Marys and the Municipality of North Perth, and the implementation of the Homeless Individuals and Families Information System.

Analysis: The Community Safety and Well-Being By-law Officer role was created in January 2024 as a three-year pilot, funded from federal program funding. This position is intended to be an additional resource for community members and local businesses to contact, to provide information, or to act as an alternative to the use of police. It has had a positive impact on the community and its citizens using education and diversion, resulting in 52 diversions from formal enforcement.

The continuation of the Community Paramedic Program in partnership with the Perth County Mobile Integrated Health Team has been a success across the service area and has had over 420 individuals supported. This program is a collaborative effort between organizations to provide health-based outreach supports and system navigation tools to under-resourced and vulnerable populations. Additional services offered through the program include medication reviews, providing food resources through local partnerships, collaborating with the Unattached Care Clinic to refer individuals to a family doctor, as well as referring and working collaboratively with community partners and organizations to ensure they are connected to the appropriate supports.

The introduction of the Community Developer roles in St. Marys and North Perth has helped to support local needs and assist with system navigation. These positions provide local support and increase community programming. In 2024, they served over 140 unique households.

In addition to new positions and partnerships, there has also been a growing need to track data and respond to trends occurring in the community. To facilitate this, the Homeless Individuals and Families Information System (HIFIS) is being implemented. Developed by the Government of Canada, Homeless Individuals and Families Information System (HIFIS) is a Homelessness Management Information System (HMIS) designed to support the day-to-day operational activities of Canadian homelessness service providers. As described on their website, HIFIS is a comprehensive data collection and case management system. HIFIS enables participating service providers within the same community to access, collect, and share local real-time homelessness data to ensure individuals and families accessing services are prioritized and referred to appropriate services at the correct time. Over the past 12 months, Social Services outreach staff have been testing the system internally and will soon begin implementation with local service providers. The implementation of HIFIS has necessitated a transition in how individuals accessing rooms for rent are categorized and they will begin to be considered housed rather than provisionally accommodated. This change will ensure that those with the highest needs are given the highest priority.

In 2024, there were 115 households housed as well as 135 newly identified individuals and households entering homelessness during this time. These statistics are important to recognize as successes and as a reminder that there is ongoing work that needs to be done.

Financial Implications:

Financial impact to current year operating budget:

Initiatives and programs identified in this report have been included in the 2025 budget.

Alignment with Strategic Priorities:

Build Housing Stability

These initiatives contribute to the strategic priority of Build Housing Stability by supporting individuals and families exit homelessness and maintain their housing stability.

Alignment with One Planet Principles:

Health and Happiness

This report aligns with the Health and Happiness Principal as it is focused on how to best support vulnerable community members in becoming active, social, and meaningful members of their community.

Staff Recommendation: THAT the report titled, "Homelessness and Housing Stability Update" (SOC25-006), be received for information.

Prepared by: John Ritz, Supervisor of Homelessness and Housing Stability
Recommended by: Kim McElroy, Director of Social Services
Adam Betteridge, Interim Chief Administrative Officer

2024


SOCIAL SERVICES HOMELESSNESS - YEAR IN REVIEW

Stratford, Perth County, & St. Marys



115

Households who became housed



This is an increase from 2023, when there were **83** households who became housed



155

Average number of homeless households (Jan to Dec)



135

New households entering into homelessness



78

Households returned to service area or reconnected with services



38

Households who lost their housing



137

Households who left the service area or had no contact with service provider

Community Supports

421 Participants served – ARC Program

The ARC Program is a partnership between the Perth County Mobile Integrated Health Team, and the Social Services Department with the City of Stratford. A Community Paramedic and Intensive Housing and Community Outreach Coordinator work together to provide health-based outreach support, and social services and healthcare system navigation to folks considered to be in the vulnerable or under resourced population of Perth County.

52 Diversions from Enforcement

In January 2024, the introduction of the Community Safety and well-being By-law Officer was introduced, providing an additional resource for community members and local businesses within the downtown core and surrounding area.

For more information about housing and homelessness services and supports please visit: <https://www.stratford.ca/en/inside-city-hall/Homelessness.aspx>




MARCH
2025

SOCIAL SERVICES MONTHLY CHILDREN'S SERVICES REPORT

Stratford, Perth County, & St. Marys

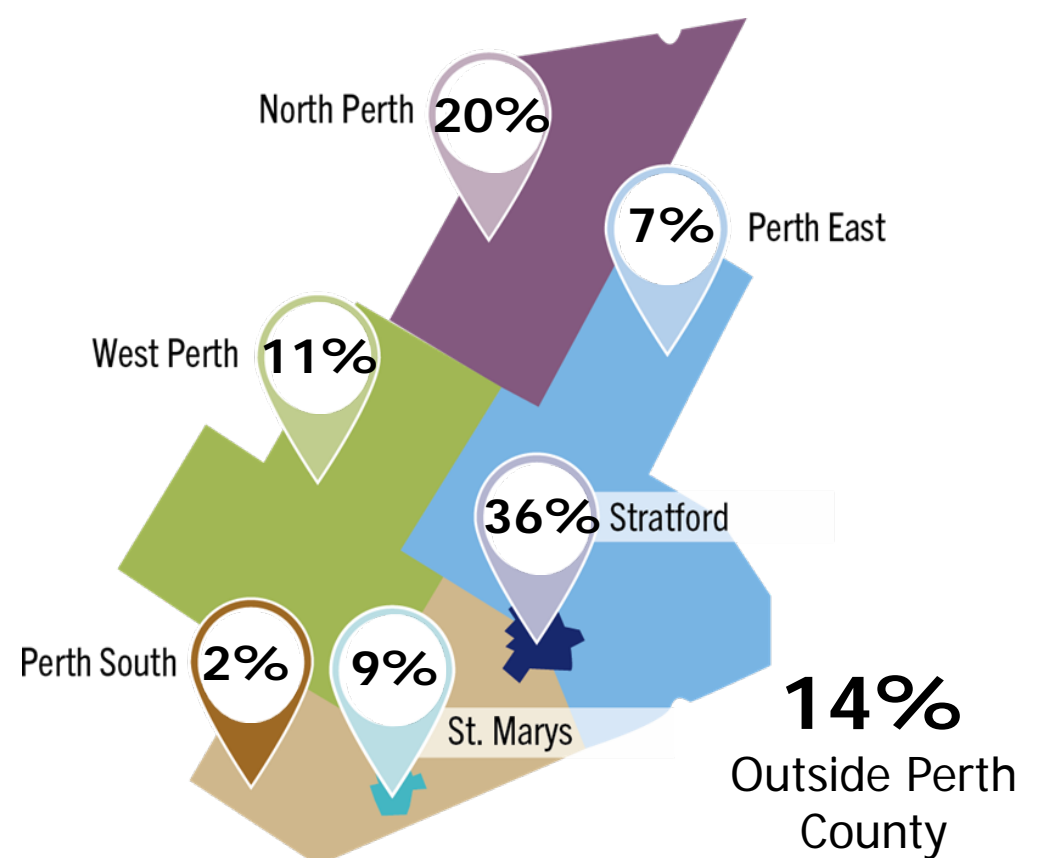
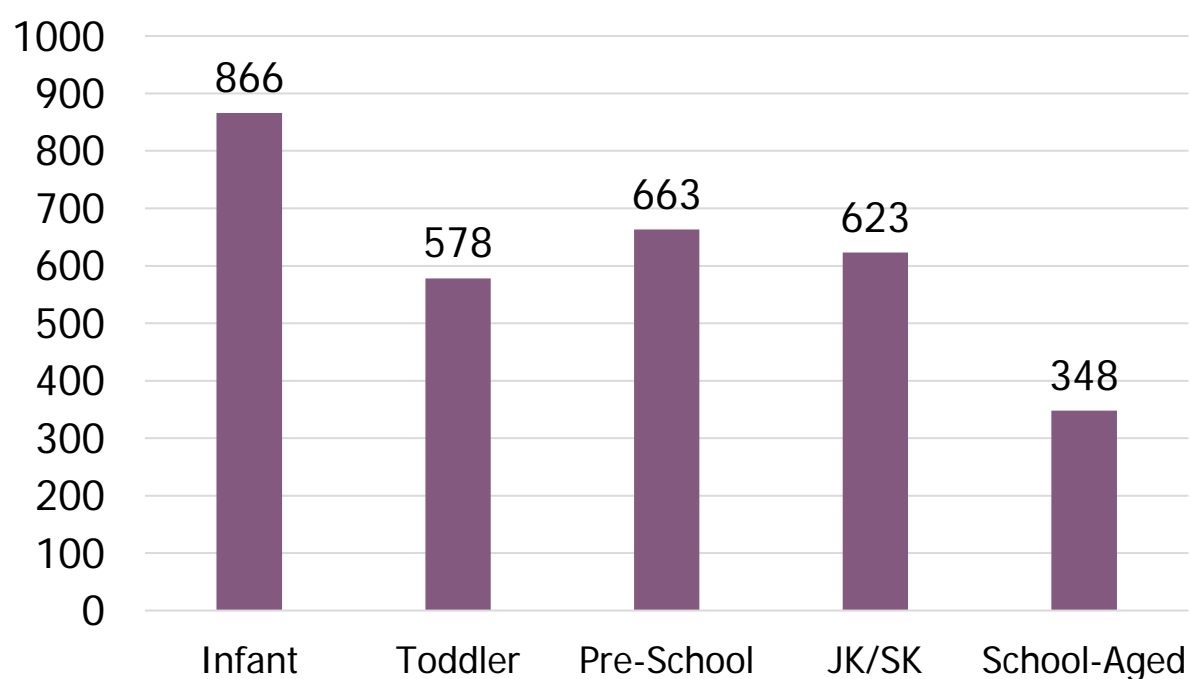
3,078

Total number of children
on the child care waitlist



This is an increase from
February 2025, when there
were **2,986** children on the
child care waitlist

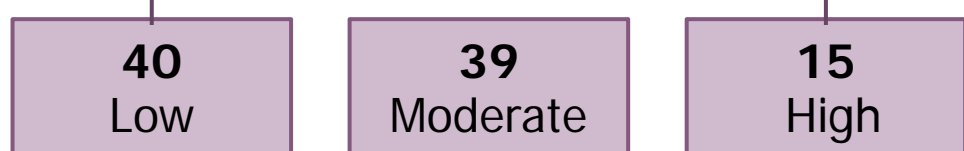
Age Category on the waitlist



Resource Consulting

94 Total children
supported by the
Program

Level of Support



EarlyON

659 Unique
children (0-6
years) served

506 Unique parents/
caregivers
served

1,766 Visits by
children (0-6
years)

1,366 Visits by
parents/
caregivers

Information Bulletin

The Children's Services Division is the manager for child care in Stratford, St. Marys and Perth County. In partnership with the community, the Children's Services Division promotes fair and equal access to high quality care for children, and support to their families and caregivers.

For more information about Children's Services and supports
please visit: <https://www.stratford.ca/en/inside-city-hall/childcare.aspx>



MARCH
2025


SOCIAL SERVICES MONTHLY HOMELESSNESS REPORT

Stratford, Perth County, & St. Marys



140

Total number of households
experiencing homelessness



This is a decrease from
February 2025, when
there were **142**
households experiencing
homelessness



5

New households
entering into
homelessness



8

Households returned
to service area or
reconnected with
services



5

Households who
lost their housing



6

Households who
became housed



14

Households who left
the service area or had
no contact with service
provider

Population Specific Information

105 Single Adults

12 Youth (16-24)

23 Families

118 Chronic

30 Unsheltered

20 Identify as
Indigenous

Information Bulletin

A variety of different factors can contribute to an individual's experience of homelessness. Often, people experience homelessness when all other options have been exhausted, and/or they are dealing with circumstances that make it difficult to maintain housing. Some of these obstacles that may lead people to their experiences of homelessness include:

- Eviction
- The affordable housing crisis
- Coping with mental illnesses or addictions, which makes it difficult to maintain housing

Source: The Canadian Observatory on Homelessness - The Homelessness Hub

For more information about housing and homelessness services and supports please visit: <https://www.stratford.ca/en/inside-city-hall/Homelessness.aspx>




MARCH
2025

SOCIAL SERVICES MONTHLY SOCIAL HOUSING REPORT

Stratford, Perth County, & St. Marys

597

Total number of Households
on the centralized waitlist



This is a decrease from
February 2025, when there
were **604** households on the
centralized waitlist

Unit Size

1 Bedroom	61%
2 Bedroom	16%
3 Bedroom	12%
4+ Bedroom	12%

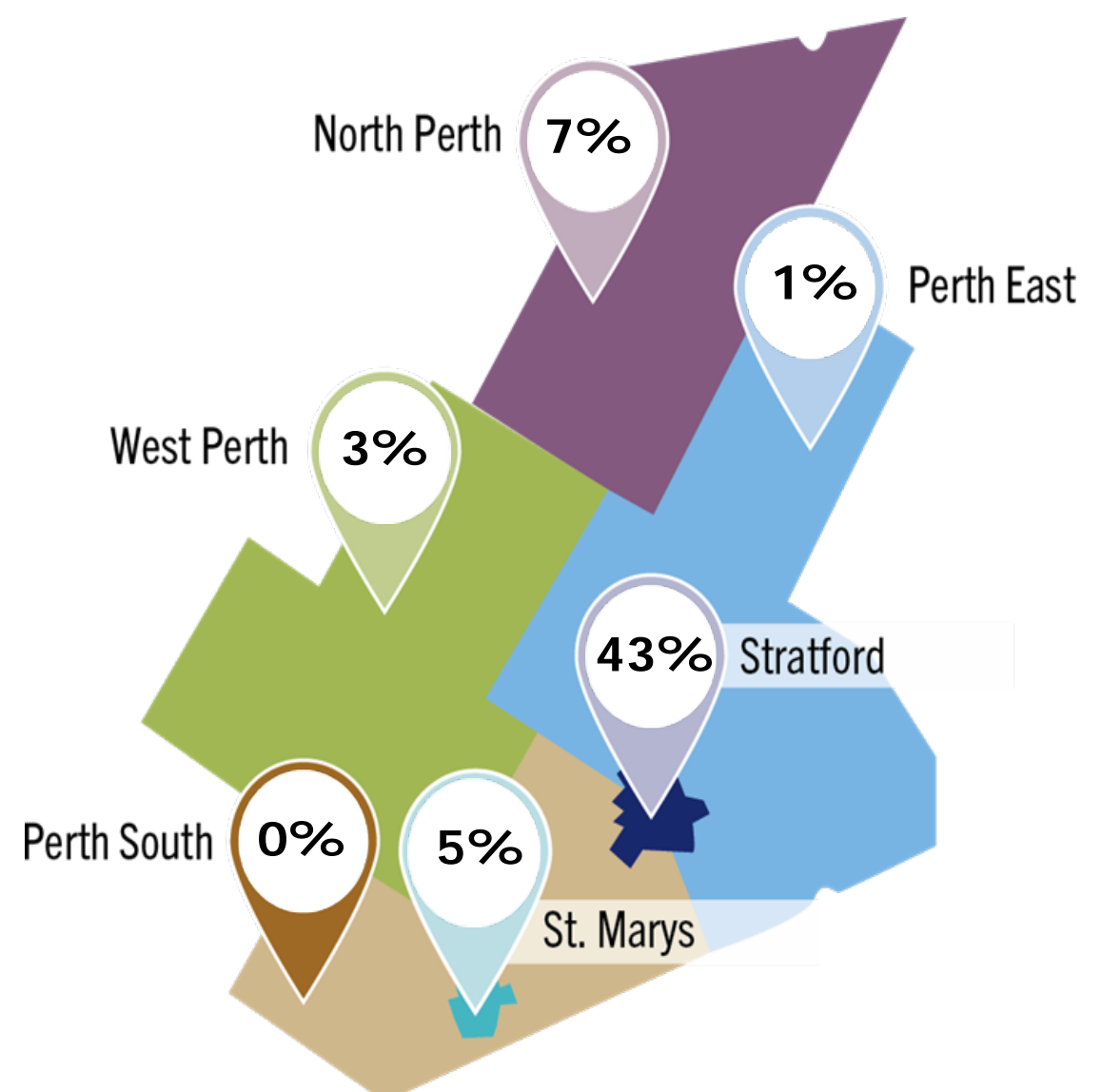
Applicant Type

Single/Couple	52%
Family	37%
Senior	11%

Priority Status

Chronological Order	87%
Homeless	7%
Special Provincial Priority (SPP)*	5%

*SPP: Survivor of domestic abuse or trafficking



Unknown: **6%**

Outside Perth County: **35%**

*Current applicant address

Move ins & Move outs

9 Total number of move outs

9 Total number of move ins

Maintenance



292

Number of
Work orders
requested

For more information about housing services and supports please
visit: <https://www.stratford.ca/en/inside-city-hall/housing.aspx>




MARCH
2025

SOCIAL SERVICES MONTHLY ONTARIO WORKS REPORT

Stratford, Perth County, & St. Marys

846

Total number of
active caseloads



This is a decrease from
February 2025, when there
were **856** active cases

51

Total number of active
temporary care cases*

*If you are an adult and you are temporarily responsible
for the care of a child who is in financial need, you may be
eligible for temporary care assistance on their behalf.



25%

Percentage of
caseload
terminations exiting
to employment



7%

Percentage
of Caseload
terminated



73

New applications
received



12%

Percentage of
caseloads with
employment earnings



\$811

Average monthly
employment
earnings

Population Specific Information



69%

Singles without
dependents



26%

Lone parent
families



5%

Couples with
or without
dependents

2.3
Years

Average time
on Assistance

\$733

The maximum
amount a Single on
Ontario works
receives per month



Information Bulletin

Ontario Works provides income and employment supports to people in temporary financial need. If you qualify, Ontario Works can provide you with:

- Financial assistance to help you cover the costs of your basic needs (example: food and housing costs)
- Employment assistance to help you prepare for and find a job.

You may also be eligible for health benefits for yourself and your family, including drug and dental coverage.

For more information about Ontario Works and Social Assistance
please visit: <https://www.stratford.ca/en/inside-city-hall/ontarioworks.aspx#How-to-Apply-for-Financial-Assistance>



MARCH
2025

SOCIAL SERVICES MONTHLY CITY OF STRATFORD REPORT

Children's Services

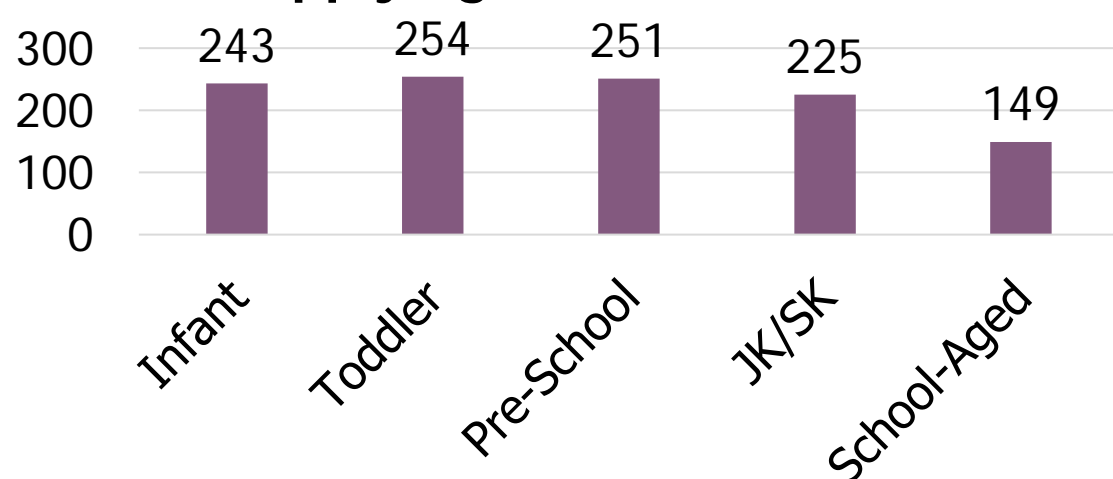
1,122

Total number of children
on the child care waitlist
applying from Stratford

36%

Percentage of the total
child care waitlist
applying from Stratford

Age Category on the waitlist –
Applying from Stratford



EarlyON - Stratford

228

Unique
children (0-6
years) served

169

Unique parents/
caregivers
served

481

Visits by
children (0-6
years)

354

Visits by
parents/
caregivers

Social Housing

255

Total Households on the
centralized waitlist
applying from Stratford

Unit Size

1 Bedroom	67%
2 Bedroom	14%
3 Bedroom	10%
4+ Bedroom	9%

Applicant Type

Single/Couple	59%
Family	30%
Senior	11%

43%

Percentage of the total
centralized waitlist applying
from Stratford

Priority Status

Chronological Order	83%
Homeless	10%
Special Provincial Priority (SPP)*	7%

*SPP: Survivor of
domestic abuse or
trafficking

Ontario Works

509

Total number of active
cases in Stratford

60%

Percentage of the total
Ontario Works caseload
that are in Stratford