



The Corporation of the City of Stratford
Social Services Sub-committee
Open Session
AGENDA

Date: Tuesday, January 13, 2026
Time: 4:30 P.M.
Location: Council Chamber, City Hall
Sub-committee Present: Councillor Henderson - Chair Presiding, Councillor Biehn, Councillor Briscoe - Vice Chair, Councillor Nijjar, Councillor Wordofa
Staff Present: Kim McElroy - Director of Social Services, Alex Burgess - Manager of Ontario Works, Tatiana Dafoe - City Clerk, Miranda Franken - Council Clerk Secretary

To watch the Sub-committee meeting live, please click the following link:
<https://stratford-ca.zoom.us/j/89641985736?pwd=A9gnkLdQFFfjSIB2ynbX1mD35rzCPA.1>
A video recording of the meeting will also be available through a link on the City's website
<https://calendar.stratford.ca/meetings> following the meeting.

Pages

1. Call to Order

The Chair to call the Meeting to Order.

Land Acknowledgment

Moment of Silent Reflection

Respectful Conduct Statement

2. Disclosure of Pecuniary Interest and the General Nature Thereof

The *Municipal Conflict of Interest Act* requires any member of Council declaring a pecuniary interest and the general nature thereof, where the interest of a

member of Council has not been disclosed by reason of the member's absence from the meeting, to disclose the interest at the first open meeting attended by the member of Council and otherwise comply with the *Act*.

Name, Item and General Nature of Pecuniary Interest

3. Delegations

None scheduled.

4. Report of the Manager of Ontario Works

4.1 Employment Ontario Network Update (SOC26-001)

4 - 5

Motion by

Staff Recommendation: THAT the report titled, "Employment Ontario Network Update" (SOC26-001), be received for information.

4.2 Housing Stability Bank – Program Overview (SOC26-002)

6 - 12

Motion by

Staff Recommendation: THAT the report titled, "Housing Stability Bank – Program Overview" (SOC26-002), be received for information.

5. Department Update

13 - 22

The following Department Update Infographics of October and November, 2025 have been provided for the information of Sub-committee:

- Monthly Children's Services Report
- Monthly Homelessness Report
- Monthly Housing Report
- Monthly Ontario Works Report
- Monthly Social Services Stratford Report

6. Next Sub-committee Meeting

The next Social Services Sub-committee meeting will be held on February 10, 2026, in Council Chambers if required.

7. Adjournment

Meeting Start Time:

Meeting End Time:

Motion by

Sub-committee Decision: THAT the Social Services Sub-committee meeting adjourn.



MANAGEMENT REPORT

Date: January 13, 2026
To: Social Services Sub-Committee
From: Alex Burgess, Manager of Ontario Works
Report Number: SOC26-001
Attachments: None

Title: Employment Ontario Network Update

Objective: To provide Council with an update regarding changes to the Employment Ontario network in Stratford, St. Marys and Perth County.

Background: The City of Stratford, in conjunction with the consortium members Bruce County, Grey County and County of Huron, acts as the Service System Manager (SSM) for the delivery of employment services in Perth, Grey, Bruce and Huron. The Stratford-Bruce Peninsula SSM is operated by Bruce County staff with guidance provided by the executive leadership committee. The City of Stratford is represented by the Social Services Department and InvestStratford on this committee. The details of the consortium agreement are outlined in report COU21-107 and the details regarding the SSM operations have been detailed in multiple reports at Social Services Sub-Committee, with the most recent update being provided through report SOC25-004.

At the November 12th Social Services Sub-Committee, report SOC25-016 was presented detailing changes that have occurred to the Employment Ontario (EO) Network over the course of 2025, including the addition and removal of EO partners from the network.

Analysis: As noted in SOC25-016, the Stratford-Bruce Peninsula Service System Manager had launched a Request for Qualifications (RFQ) in the summer of 2025. It was recently announced that the YMCA of Three Rivers was the successful proponent for this process. The YMCA of Three Rivers currently delivers EO services within Waterloo Region and has a vast array of knowledge and expertise in the delivery of employment programming.

Effective January 2026, the YMCA of Three Rivers will begin delivering Employment Ontario services within the City of Stratford, Perth County and Town of St. Marys. The Ontario Works Division has already begun working with the YMCA of Three Rivers to ensure a smooth transition as they enter the area.

Once the YMCA is actively delivering services, the local area will have access to four Employment Ontario providers including LEADS Employment Services, Agilec, College Boreal and the YMCA of Three Rivers. This provides residents with choice, expertise and a wide range of service models to support the effective and efficient delivery of Employment Ontario services.

Financial Implications:

Financial impact to current year operating budget:

There are no financial implications because of this report. This report is being provided for information only and details changes to service delivery within the community that are not directly funded or operated by The Corporation of the City of Stratford.

Alignment with Strategic Priorities:

Work Together For Greater Impact

This report aligns with this priority as it encourages partnership across public sector and private sector agencies to move members of the community requiring employment support forward. A strong partnership between Social Services, InvestStratford, the SSM, Employment Ontario providers, and employers in the community will benefit the community at large and provide a key service that helps match qualified applicants with appropriate employment opportunities.

Alignment with One Planet Principles:

Health and Happiness

Encouraging active, social, meaningful lives to promote good health and wellbeing.

Equity and Local Economy

Creating safe, equitable places to live and work which support local prosperity and international fair trade.

Staff Recommendation: THAT the report titled, "Employment Ontario Network Update" (SOC26-001), be received for information.

Prepared by:	Alex Burgess, Manager of Ontario Works
Recommended by:	Kim McElroy, Director of Social Services
	André Morin, CPA, Chief Administrative Officer



MANAGEMENT REPORT

Date: January 13, 2026
To: Social Services Sub-Committee
From: Michelle Melady, Research and Program Analyst
 Alex Burgess, Manager of Ontario Works
Report Number: SOC26-002
Attachments: None

Title: Housing Stability Bank – Program Overview

Objective: To provide Council with an overview of the Housing Stability Bank program and statistics related to program operation.

Background: The Housing Stability Bank provides one-time housing-related financial support to help households experiencing homelessness or at risk of homelessness find and keep their housing. This is done by providing provincial funds for the following categories: rental arrears; utility arrears; last month's rent deposit; tenant insurance; moving costs; furniture and the "whatever it takes fund." Individuals or families are eligible based on household income limits listed below.

Table 1: Eligibility Income Limits for Housing Stability Bank

Number of People	Annual Income
Single	\$30,000
Two People	\$32,500
Three People	\$38,000
Four or more People	\$42,500

These funds are available to those who reside within the Consolidated Municipal Service Manager (CMSM or Service Manager) area which includes Perth County, the Town of St. Marys, and the City of Stratford. Funds may only be accessed once every 12 months

and are subject to eligibility verification before payment can be made. Case-by-case reviews are undertaken to ensure the parties to which payments may be made are eligible, payments can be sustained, and that no other income sources are available to the beneficiary for the purpose. For instance, Last Month's Rent deposits can only be provided to the owner of the property which ensures payments are not made to individuals who have not secured tenancy for a room rental.

Analysis: The impact of becoming homeless at an individual level and a societal level is significant. Becoming homeless can cost individuals and families emotional trauma, employment disruptions, education disruptions, relationship disruptions and can be associated with poor health outcomes. A Canadian study showed that a homeless individual costs the healthcare system six times as much as a housed individual with a similar health history¹. Becoming homeless also has a financial cost to the individual; they can incur significant costs related to moving and storage expenses, lost possessions and higher rental rates for their next tenancy. A study done in B.C. showed that when a tenant stays in their home, they save an average of \$457 per month on rent². On a societal level, the cost of an individual who is housed is measurably lower than someone who is experiencing homelessness. This is due to interactions with healthcare, justice systems, emergency housing, and income supports. Studies by Massachusetts Institute of Technology and British Columbia Rent Bank have estimated that investing \$1 in homelessness prevention returns between \$2.47-\$5.00 back into the community. A similar study done by Massachusetts Institute of Technology showed that people offered emergency financial assistance to prevent homelessness were 81% less likely to become homeless within the next 6 months and 73% less likely to become homeless within the next 12 months³. This means that offering one time assistance can in fact prevent homelessness, rather than just delay it. Systematic efforts to address homelessness must include a financial investment to prevent it from occurring in the first place. Through the Social Services Department, the City invests significant time and money into the prevention of homelessness and prevention is engrained in all the work that is completed by the Department.

The Housing Stability Bank (HSB) program, formerly known as the Community Homelessness Prevention Initiative (CHPI), is funded through the Homelessness Prevention Program (HPP) through the Service Manager via the Ministry of Municipal

¹ Richard, L., Carter, B., Nisenbaum, R. *et al.* (2024). Disparities in healthcare costs of people experiencing homelessness in Toronto, Canada in the post COVID-19 pandemic era: a matched cohort study. *BMC Health Serv Res* **24**, 1074 (2024). Retrieved from <https://doi.org/10.1186/s12913-024-11501-2>

² Sadownik, B. (2024). Why eviction prevention matters: The social and economic benefits of BC rent bank in British Columbia. BC Rent Bank. Retrieved from <https://bcrentbank.ca/news/eviction-prevention-report/>

³ Jacob, B. (2023). Do homelessness prevention programs work? The MIT Press Reader. Retrieved from <https://thereader.mitpress.mit.edu/do-homelessness-prevention-programs-work/>

Affairs and Housing (MMAH). This program is a core component of HPP and represents a significant investment into homelessness prevention work. Discretionary Benefits, available to Ontario Works and Ontario Disability Support Program (ODSP) clients, are also utilized to fund furniture purchases for Social Assistance recipients. The Ministry of Children, Community and Social Services provides these benefits.

To access the HSB program, individuals must first financially qualify as per the income limits in Table 1. Income verification is completed by an Ontario Works caseworker utilizing pay stubs, bank statements, or social assistance payments. If a client is actively in receipt of Ontario Works, they contact their own caseworker. If they are in receipt of ODSP or are not receiving social assistance of any kind, they contact the Additional Benefits caseworker who oversees multiple funding programs to ensure the most appropriate funding source is always utilized and funding is stacked where applicable. Maximum approval amounts are documented in Table 2, and some general requirements are listed below.

Last Month's Rent (LMR) is available for those who qualify when moving into a new unit. LMR can be issued for applicants leaving the municipality if they currently reside within the Service Manager area. As mentioned previously, LMR can only be paid to the property owner to prevent abuse of this fund that has been witnessed previously.

To receive support with rental arrears, a tenant must be in a position where rent is owing, and they will face eviction if rent is not paid. This is demonstrated through the issuance of an N4 notice or a letter from the landlord for those who do not have security of tenancy through a lease. Utility arrears supports are provided to applicants when there is a threat of shut off due to arrears that have accrued. Verification must be provided indicating arrears before payment can be made. The Low-Income Energy Assistance Program (LEAP) is used for hydro arrears owing to Festival Hydro and is managed locally by the Ontario Works Division. Funding for gas arrears to Enbridge can also utilize LEAP funding and can be accessed through the United Way Simcoe-Muskoka. Payments for insurance may be made on behalf of clients to ensure they meet requirements as per their lease and in situations where the benefit cannot be added to their Social Assistance shelter expenses. Moving Expenses are available when an individual is changing addresses or moving from homelessness into housing. Funding for furniture is only provided in two circumstances: 1) when moving into a new address from homelessness, and 2) when replacing required items such as key appliances or mattresses. Furniture benefits are currently only available to Social Assistance recipients due to the funding source that is being utilized.

The program also includes a Whatever it Takes (WIT) fund that can be accessed for one-off requests that do not fall into the above categories, such as major household cleans due to hoarding concerns and/or fire orders or pest control treatments that are being expensed to the tenant. These requests are approved by department managers and must not be available through any other funding source.

Table 2: Maximum Approval Amounts by Category

Support Category	Maximum Limits by Household Type
Utility Arrears:	Single Adult \$800 per year Couple \$1200 per year Family \$1500 per year
Last Month's Rent	Single Adult \$800 per year Couple \$1500 per year Family \$2500 per year
Rental Arrears:	Single Adult \$1500 per year Couple \$2200 per year Family \$3000 per year
Insurance:	Single Adult or Family \$250 per year
Moving Expenses:	Single Adult \$250 per year Family \$500 per year
Furniture (Discretionary Fund):	Single Adult \$500 a year Family \$1000 per year * Individual furniture items have limits applied within the overall allocated amount. Items include a bed, couch, or appliances. Example: A bed can only cost up to \$300.
Whatever it Takes Fund	Miscellaneous scenarios that prevent homelessness, issued based on management discretion. Example scenario: A landlord requires pest control treatment at the expense of tenant to save a tenancy

The Housing Stability Bank program served 193 households in the period April 1, 2024 – March 31, 2025) and has served 145 households so far since April 1, 2025. These households have the imminent risk of losing their housing relieved by this fund. Households who received LMR assistance, insurance or moving expenses have had relief of these expenses that may have otherwise prevented them from transitioning into a new tenancy.

Table 3: Usage of Housing Stability in Fiscal Year April 2024-March 2025

Expense	Total approved applications	Total funding provided
Moving	39	\$10,967.96
Rental Arrears	45	\$76,190.90
Utility Arrears	53	\$33,038.94
Last months rent	72	\$69,513.38
Insurance	8	\$1,726.58
Whatever it takes	4	\$389.43
Total	221	\$191,827.19

Table 4: Usage of Housing Stability in Fiscal Year April 2025- December 2025

Expense	Total approved applications	Total funding provided
Furniture	72	\$19,980.30
Moving	28	\$9,004.07
Rental Arrears	27	\$42,434.30
Utility Arrears	52	\$37,775.52
Last months rent	50	\$54,703.47
Insurance	3	\$903.88
Whatever it Takes	1	\$7,627.50
Total	232	\$172,429.04

The figures below graphically show program usage over the past 2 years, including approved applications and total amounts provided. Most of the funding utilized through this program pertains to LMR, Utility Arrears and Rental Arrears. These critical supports ensure that people remain housed with critical utilities to keep their home liveable, and that applicants looking to secure housing can access funding that helps them achieve housing stability.

Figure 1: Representation of HSB Spending by Category Fiscal Year April 2024- March 2025

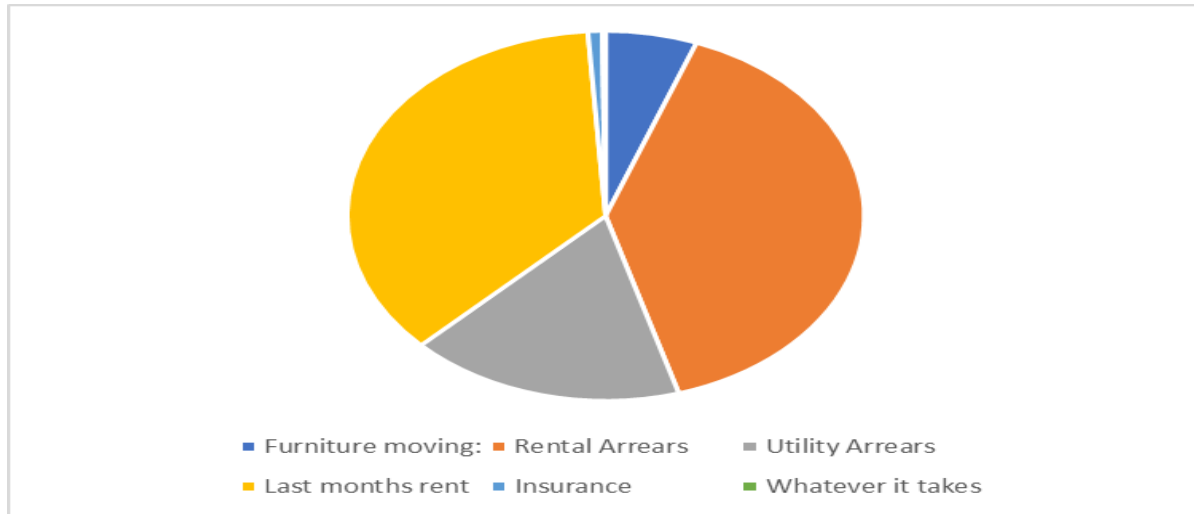
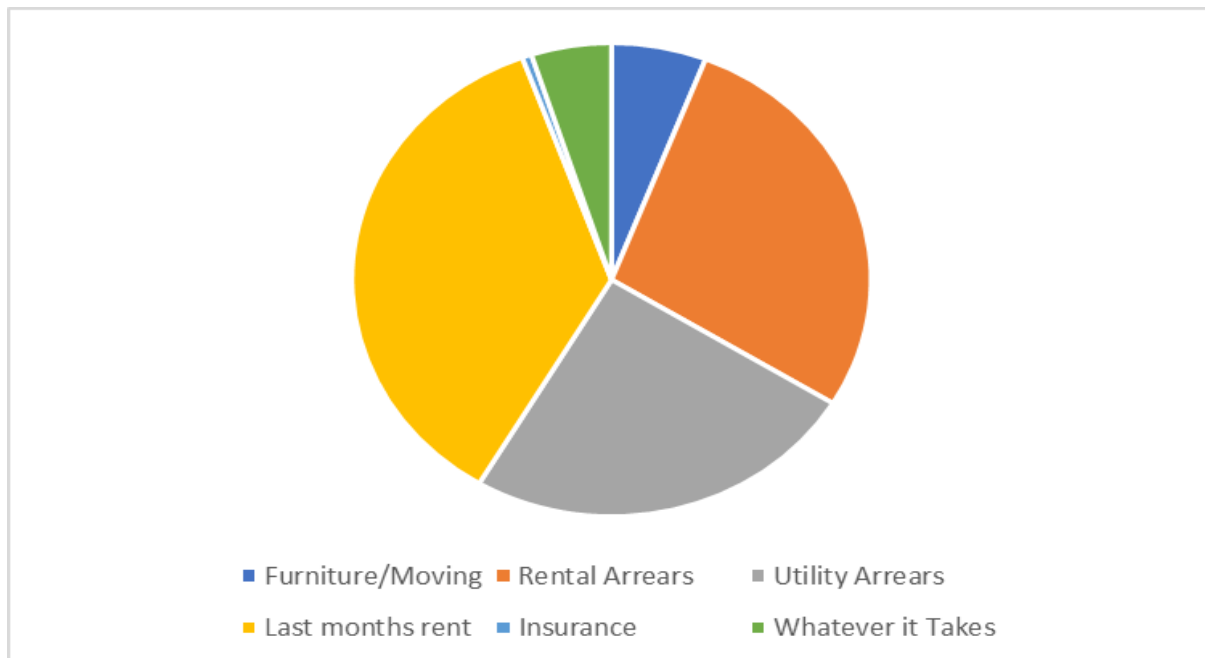


Figure 2: Figure 1: Representation of HSB Spending by Category Fiscal Year April 2025-Present (As of December 12, 2025)



The Housing Stability Bank program continues to be a significant investment and one of the most meaningful programs deployed to reduce the impact of homelessness and housing precarity in the Service Manager area.

Financial Implications:

Financial impact to current year operating budget:

Funding for the program is provided through the Ministry of Municipal Affairs and Housing (MMAH) and the Ministry of Children, Community and Social Services (MCCSS). The program is allocated a set budget with the Homelessness Prevention Program (HPP) and there is no anticipated impact to the municipal tax levy because of this program.

Financial impact on future year operating budget:

The Housing Stability Bank program will continue to be included in the HPP budget that is submitted to MMAH, and the Ontario Works Discretionary Benefits program that is funded through MCCSS. These benefits are expected to continue to be provided with no anticipated impact on the municipal tax levy at this time.

Alignment with Strategic Priorities:

Build Housing Stability

This report aligns with this priority as this program directly provides increased housing stability for residents of the Service Manager area. The availability of Housing Stability Bank benefits ensure that people can remain housed and access available housing, even when faced with financial constraints.

Alignment with One Planet Principles:

Health and Happiness

Encouraging active, social, meaningful lives to promote good health and wellbeing.

Equity and Local Economy

Creating safe, equitable places to live and work which support local prosperity and international fair trade.

Staff Recommendation: THAT the report titled, "Housing Stability Bank – Program Overview" (SOC26-002), be received for information.

Prepared by:

Michelle Melady, Research and Program Analyst
Alex Burgess, Manager of Ontario Works

Recommended by:


Kim McElroy, Director of Social Services
André Morin, CPA, Chief Administrative Officer

SOCIAL SERVICES MONTHLY CHILDREN'S SERVICES REPORT

Stratford, Perth County, & St. Marys

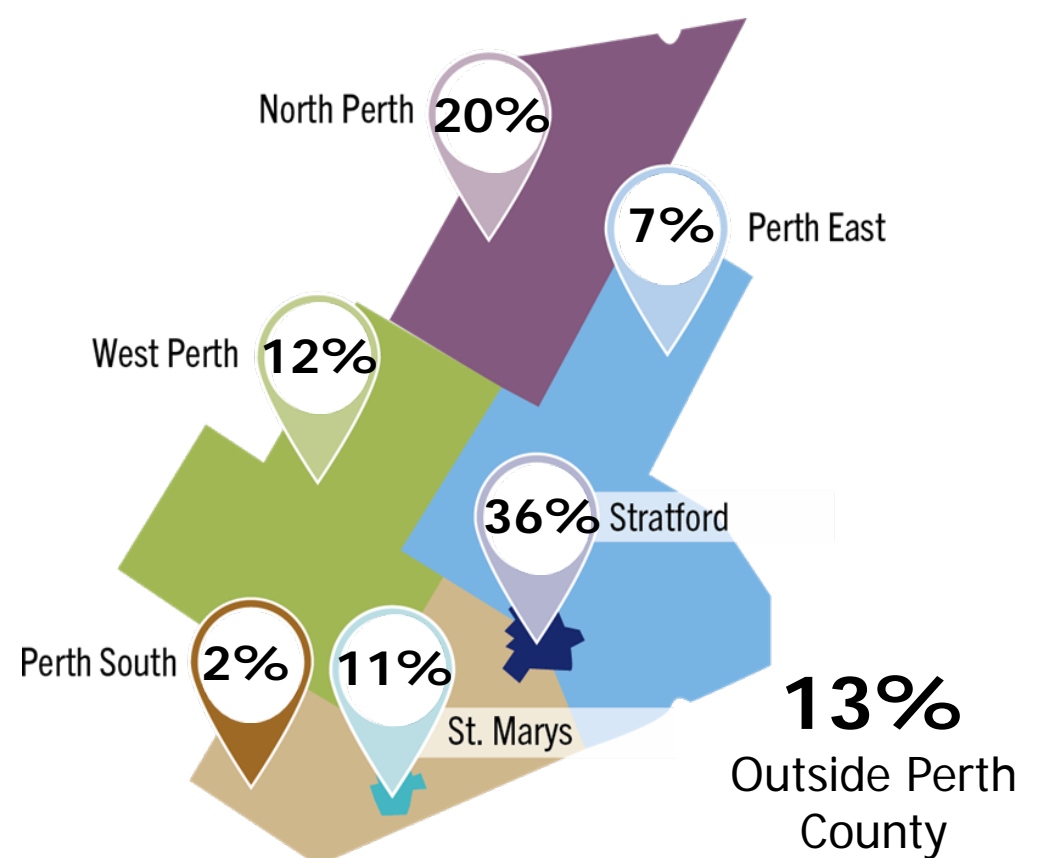
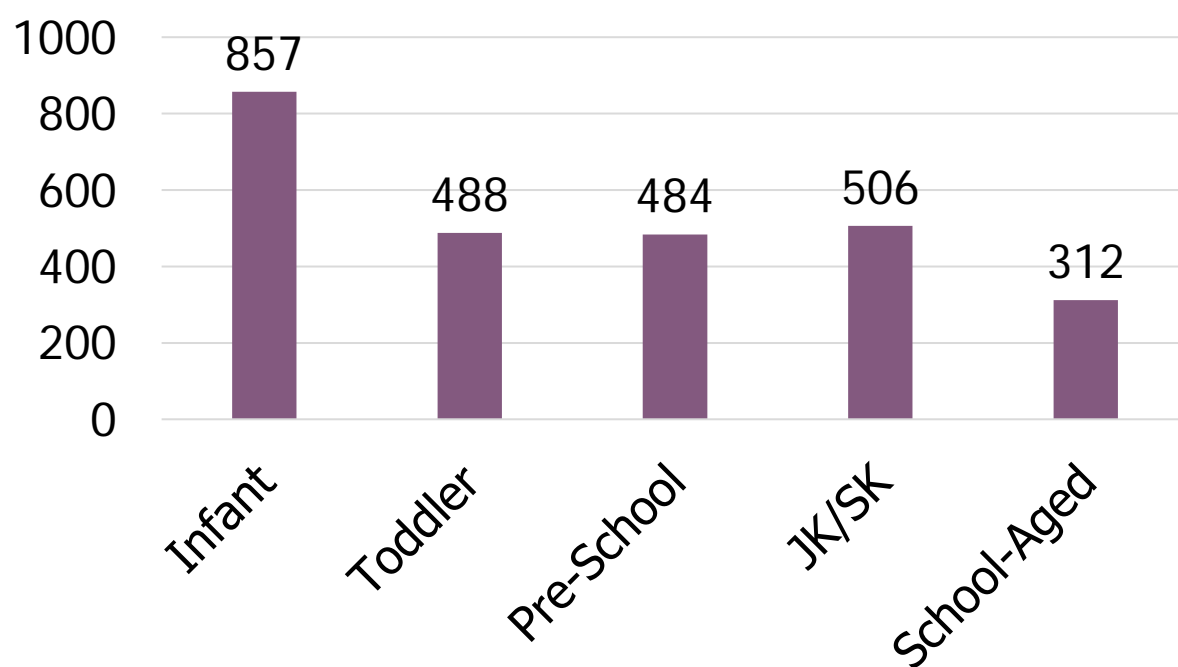
2,647

Total number of children on the child care waitlist



This is a decrease from September 2025, when there were **2,757** children on the child care waitlist

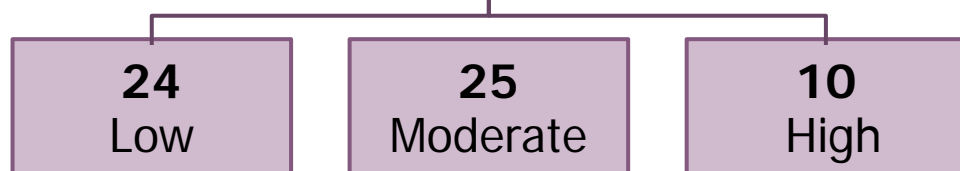
Age Category on the waitlist



Resource Consulting

59 Total children supported by the Program

Level of Support



EarlyON

565

Unique children (0-6 years) served

457

Unique parents/caregivers served

1,705

Visits by children (0-6 years)

1,351

Visits by parents/caregivers

i Information Bulletin

The Children's Services Division is the Service System Manager for licensed child care in Stratford, St. Marys and Perth County. In partnership with the community, the Children's Services Division promotes fair and equal access to high quality care for children, and support to their families and caregivers.

For more information about Children's Services and supports please visit: <https://www.stratford.ca/en/inside-city-hall/childcare.aspx>




SOCIAL SERVICES MONTHLY HOMELESSNESS REPORT

Stratford, Perth County, & St. Marys



145

Total number of households experiencing homelessness



This is a decrease from September 2025, when there were **147** households experiencing homelessness



13

New households entering into homelessness



7

Households returned to service area or reconnected with services



7

Households who lost their housing



7

Households who became housed



22

Households who left the service area or had no contact with service provider

Population Specific Information

120 Single Adults

12 Youth (16-24)

13 Families

118 Chronic

42 Unsheltered

18 Identify as Indigenous


Information Bulletin

A variety of different factors can contribute to an individual's experience of homelessness. Often, people experience homelessness when all other options have been exhausted, and/or they are dealing with circumstances that make it difficult to maintain housing. Some of these obstacles that may lead people to their experiences of homelessness include:

- Eviction
- The affordable housing crisis
- Coping with mental illnesses or addictions, which makes it difficult to maintain housing

Source: The Canadian Observatory on Homelessness - The Homelessness Hub

For more information about housing and homelessness services and supports please visit: <https://www.stratford.ca/en/inside-city-hall/Homelessness.aspx>




SOCIAL SERVICES MONTHLY SOCIAL HOUSING REPORT

Stratford, Perth County, & St. Marys

682

Total number of Households
on the centralized waitlist



This is an increase from
September 2025, when there
were **676** households on the
centralized waitlist

Unit Size

1 Bedroom	62%
2 Bedroom	15%
3 Bedroom	11%
4+ Bedroom	11%

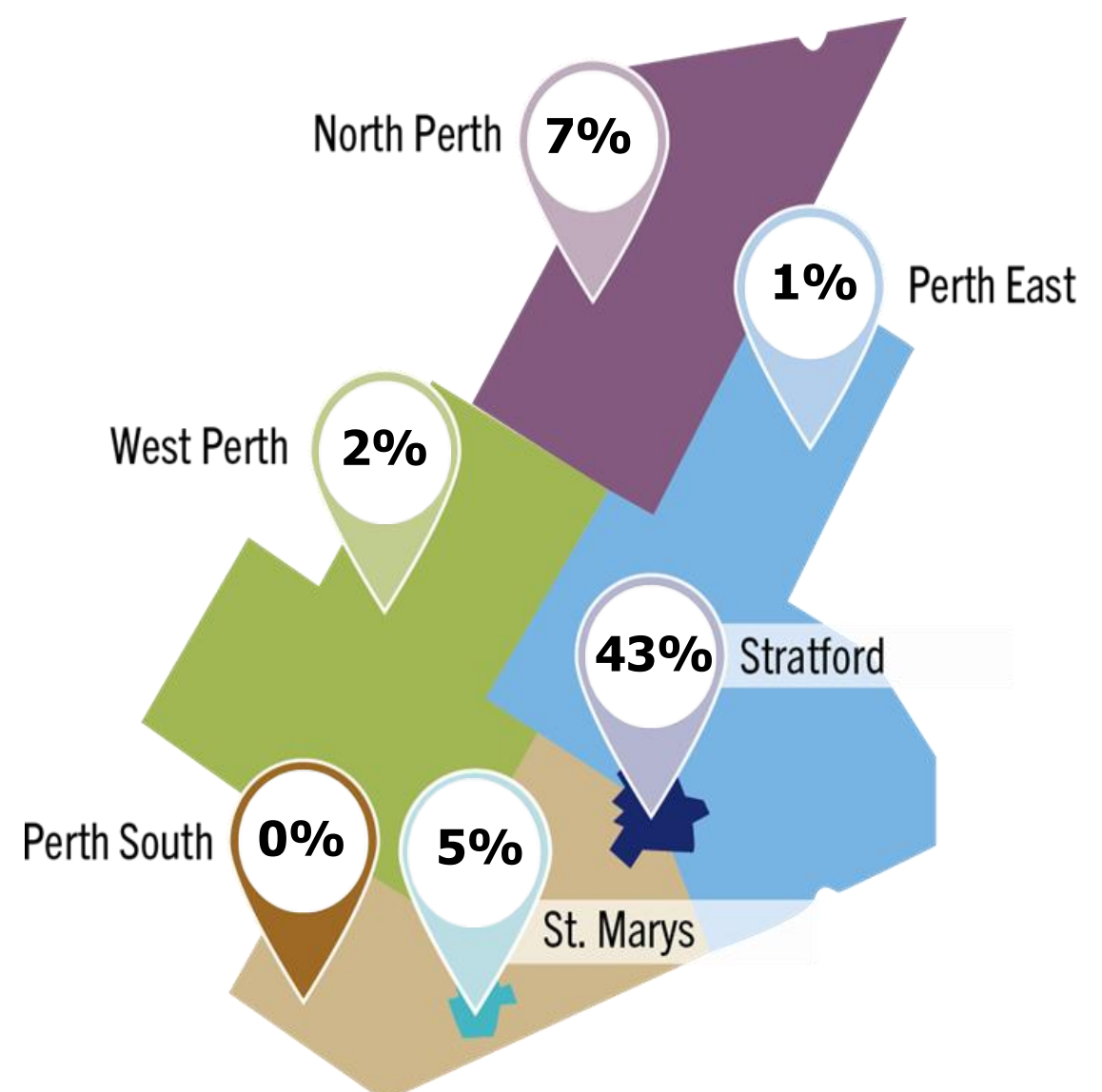
Applicant Type

Single/Couple	53%
Family	35%
Senior	12%

Priority Status

Chronological Order	87%
Homeless	7%
Special Provincial Priority (SPP)*	6%

*SPP: Survivor of domestic abuse or trafficking



Unknown: **6%**

Outside Perth County: **35%**

*Current applicant address

Move ins & Move outs

6 Total number of move outs

3 Total number of move ins

Maintenance



370

Number of
Work orders
requested


For more information about housing services and supports please
visit: <https://www.stratford.ca/en/inside-city-hall/housing.aspx>



SOCIAL SERVICES MONTHLY ONTARIO WORKS REPORT

Stratford, Perth County, & St. Marys

827 Total number of
active caseloads



This is a decrease from
September 2025, when there
were **840** active cases

52 Total number of active
temporary care cases*

*If you are an adult and you are temporarily responsible
for the care of a child who is in financial need, you may be
eligible for temporary care assistance on their behalf.



33%

Percentage of
caseload
terminations exiting
to employment



7%

Percentage
of Caseload
terminated



67

New applications
received



13%

Percentage of
caseloads with
employment earnings



\$811

Average monthly
employment
earnings

Population Specific Information



67%

Singles without
dependents



28%

Lone parent
families



5%

Couples with
or without
dependents

**2.3
Years**

Average time
on Assistance

\$733

The maximum
amount a Single on
Ontario works
receives per month



Information Bulletin

Ontario Works provides income and employment supports to people in temporary financial need. If you qualify, Ontario Works can provide you with:

- Financial assistance to help you cover the costs of your basic needs (example: food and housing costs)
- Employment assistance to help you prepare for and find a job.

You may also be eligible for health benefits for yourself and your family, including drug and dental coverage.

For more information about Ontario Works and Social Assistance
please visit: <https://www.stratford.ca/en/inside-city-hall/ontarioworks.aspx#How-to-Apply-for-Financial-Assistance>



SOCIAL SERVICES MONTHLY CITY OF STRATFORD REPORT

Children's Services

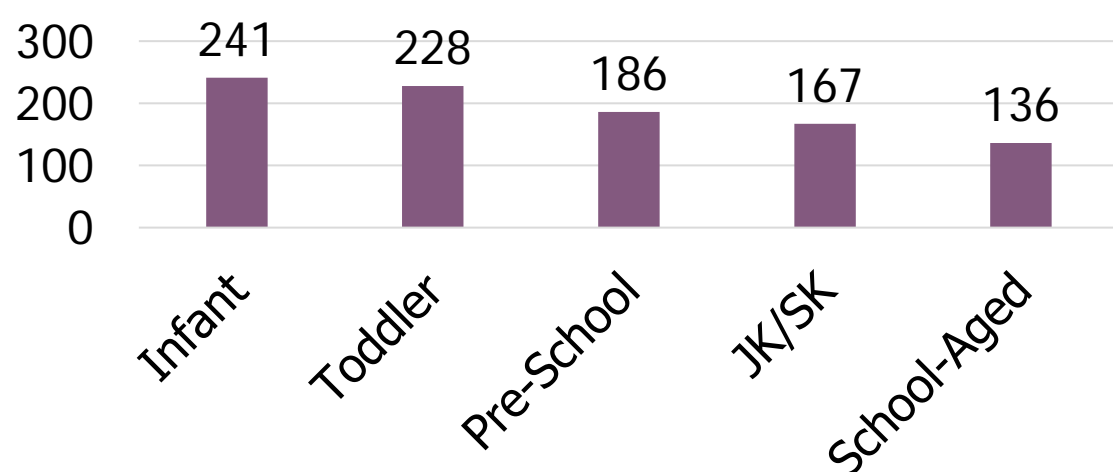
958

Total number of children on the child care waitlist applying from Stratford

36%

Percentage of the total child care waitlist applying from Stratford

Age Category on the waitlist –
Applying from Stratford



EarlyON - Stratford

158

Unique children (0-6 years) served

134

Unique parents/ caregivers served

429

Visits by children (0-6 years)

397

Visits by parents/ caregivers

Social Housing

298

Total Households on the centralized waitlist applying from Stratford

Unit Size

1 Bedroom	67%
2 Bedroom	12%
3 Bedroom	10%
4+ Bedroom	10%

Applicant Type

Single/Couple	59%
Family	30%
Senior	12%

44%

Percentage of the total centralized waitlist applying from Stratford

Priority Status

Chronological Order	86%
Homeless	6%
Special Provincial Priority (SPP)*	8%

*SPP: Survivor of domestic abuse or trafficking

Ontario Works

497

Total number of active cases in Stratford

60%


Percentage of the total Ontario Works caseload that are in Stratford

SOCIAL SERVICES MONTHLY CHILDREN'S SERVICES REPORT

Stratford, Perth County, & St. Marys

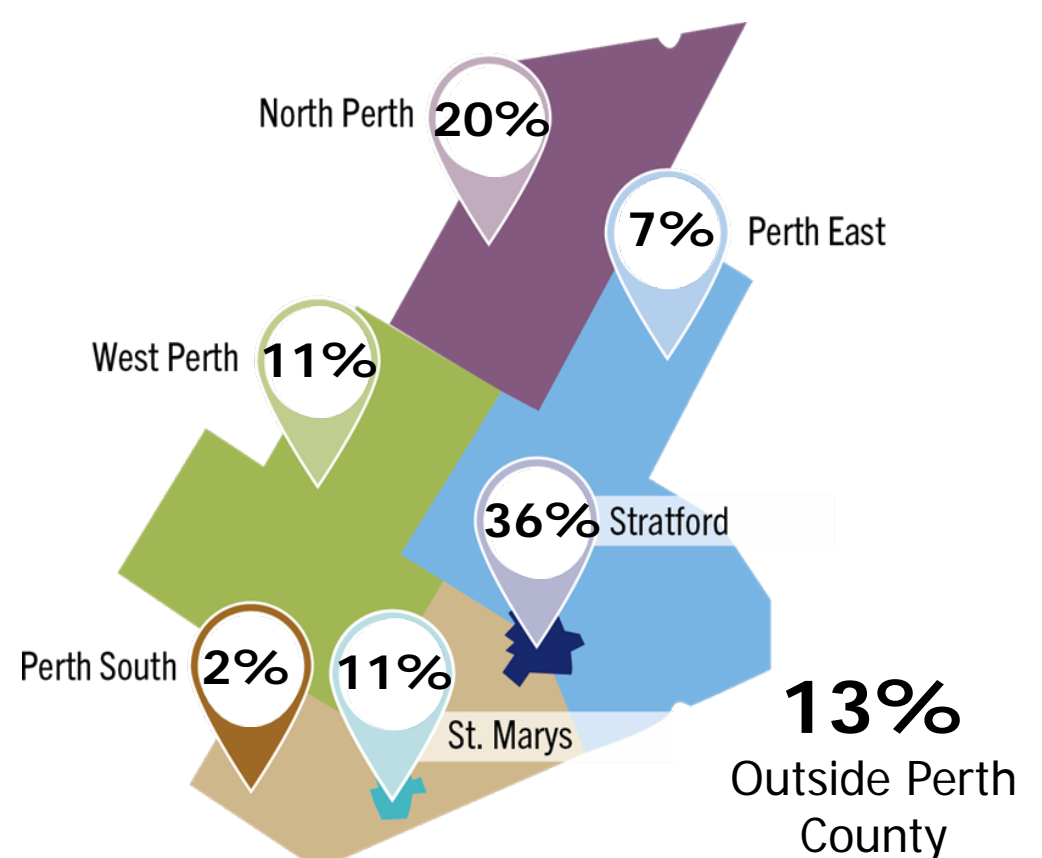
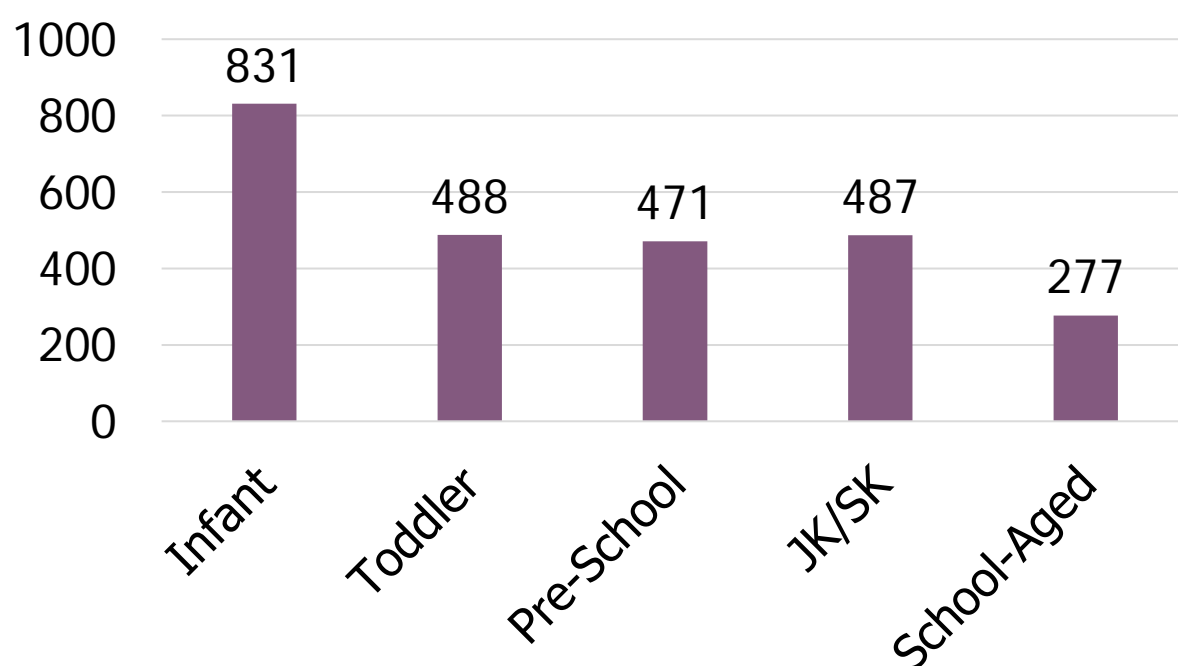
2,554

Total number of children
on the child care waitlist



This is a decrease from
October 2025, when there
were **2,647** children on the
child care waitlist

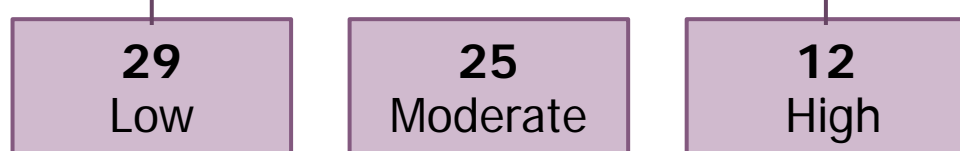
Age Category on the waitlist



Resource Consulting

66 Total children
supported by the
Program

Level of Support



EarlyON

544 Unique children (0-6 years) served

418 Unique parents/
caregivers served

1,475 Visits by
children (0-6
years)

1,099 Visits by
parents/
caregivers

i Information Bulletin

The Children's Services Division is the Service System Manager for licensed child care in Stratford, St. Marys and Perth County. In partnership with the community, the Children's Services Division promotes fair and equal access to high quality care for children, and support to their families and caregivers.

For more information about Children's Services and supports
please visit: <https://www.stratford.ca/en/inside-city-hall/childcare.aspx>




SOCIAL SERVICES MONTHLY HOMELESSNESS REPORT

Stratford, Perth County, & St. Marys



154

Total number of households
experiencing homelessness



This is an increase from
October 2025, when
there were **145**
households experiencing
homelessness



6

New households
entering into
homelessness



4

Households returned
to service area or
reconnected with
services



4

Households who
lost their housing



5

Households who
became housed



0

Households who left
the service area or had
no contact with service
provider

Population Specific Information

127 Single Adults

12 Youth (16-24)

15 Families

129 Chronic

44 Unsheltered

19 Identify as
Indigenous

i Information Bulletin

A variety of different factors can contribute to an individual's experience of homelessness. Often, people experience homelessness when all other options have been exhausted, and/or they are dealing with circumstances that make it difficult to maintain housing. Some of these obstacles that may lead people to their experiences of homelessness include:

- Eviction
- The affordable housing crisis
- Coping with mental illnesses or addictions, which makes it difficult to maintain housing

Source: The Canadian Observatory on Homelessness - The Homelessness Hub

For more information about housing and homelessness services and supports please visit: <https://www.stratford.ca/en/inside-city-hall/Homelessness.aspx>




SOCIAL SERVICES MONTHLY SOCIAL HOUSING REPORT

Stratford, Perth County, & St. Marys

692

Total number of households
on the centralized waitlist



This is an increase from
October 2025, when there
were **682** households on the
centralized waitlist

Unit Size

1 Bedroom	62%
2 Bedroom	15%
3 Bedroom	11%
4+ Bedroom	11%

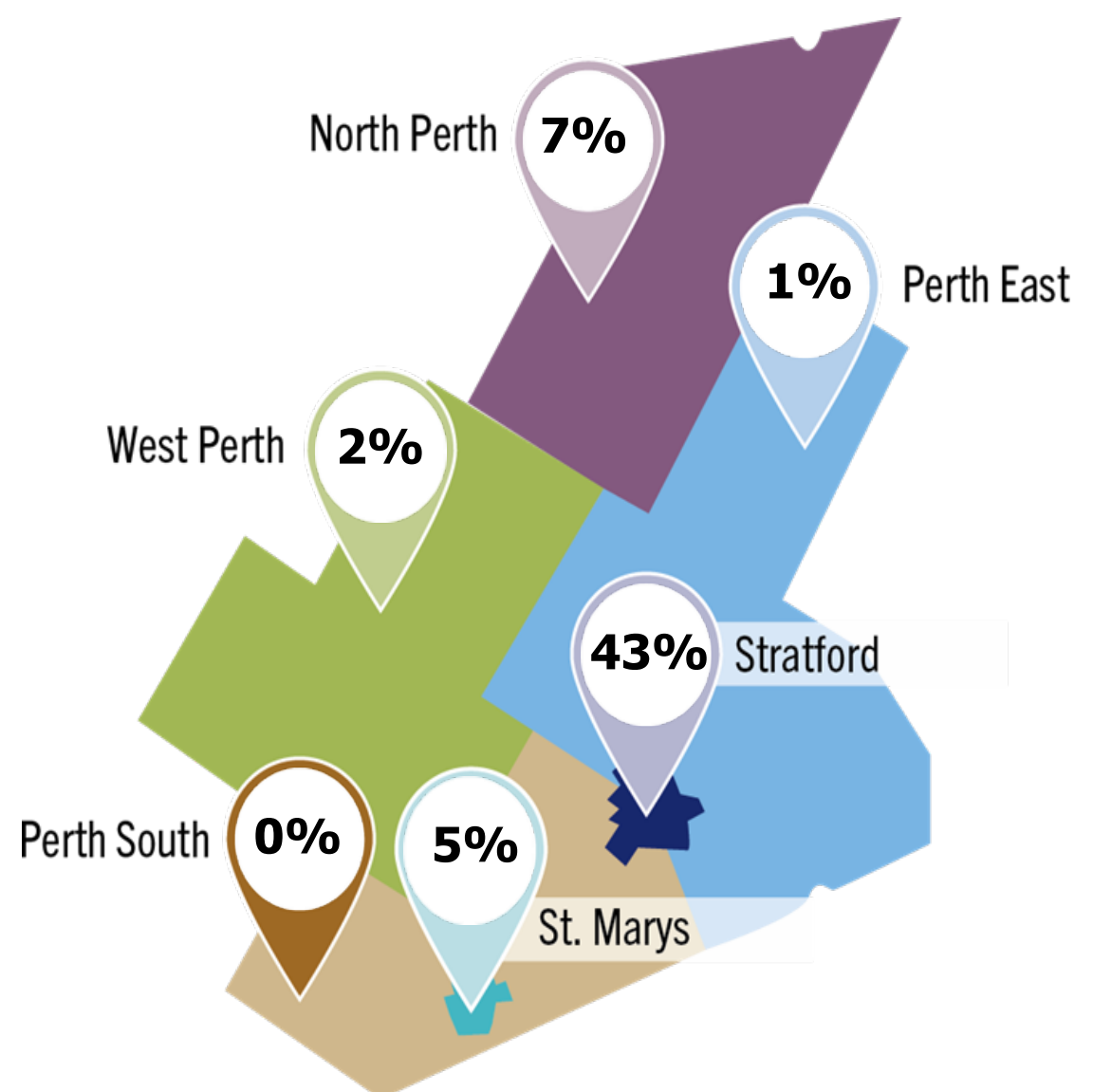
Applicant Type

Single/Couple	53%
Family	35%
Senior	12%

Priority Status

Chronological Order	87%
Homeless	6%
Special Provincial Priority (SPP)*	7%

*SPP: Survivor of domestic abuse or trafficking



Unknown: **6%**

Outside Perth County: **35%**

*Current applicant address

Move ins & Move outs

7 Total number of move-outs

6 Total number of move-ins

Maintenance



245 Number of work
orders requested


For more information about housing services and supports please
visit: <https://www.stratford.ca/en/inside-city-hall/housing.aspx>



SOCIAL SERVICES MONTHLY ONTARIO WORKS REPORT

Stratford, Perth County, & St. Marys

833 Total number of
active caseloads



This is an increase from
October 2025, when there
were **827** active cases

52 Total number of active
temporary care cases*

*If you are an adult and you are temporarily responsible
for the care of a child who is in financial need, you may be
eligible for temporary care assistance on their behalf.



35%

Percentage of
caseload
terminations exiting
to employment



8%

Percentage
of caseload
terminated



73

New applications
received



12%

Percentage of
caseloads with
employment earnings



\$898

Average monthly
employment
earnings

Population Specific Information



67%

Singles without
dependents



28%

Lone parent
families



5%

Couples with
or without
dependents

**2.3
Years**

Average time
on assistance

\$733

The maximum
amount a single on
Ontario Works
receives per month



Information Bulletin

Ontario Works provides income and employment supports to people in temporary financial need. If you qualify, Ontario Works can provide you with:

- Financial assistance to help you cover the costs of your basic needs (example: food and housing costs)
- Employment assistance to help you prepare for and find a job.

You may also be eligible for health benefits for yourself and your family, including drug and dental coverage.

For more information about Ontario Works and Social Assistance
please visit: <https://www.stratford.ca/en/inside-city-hall/ontarioworks.aspx#How-to-Apply-for-Financial-Assistance>



SOCIAL SERVICES MONTHLY CITY OF STRATFORD REPORT

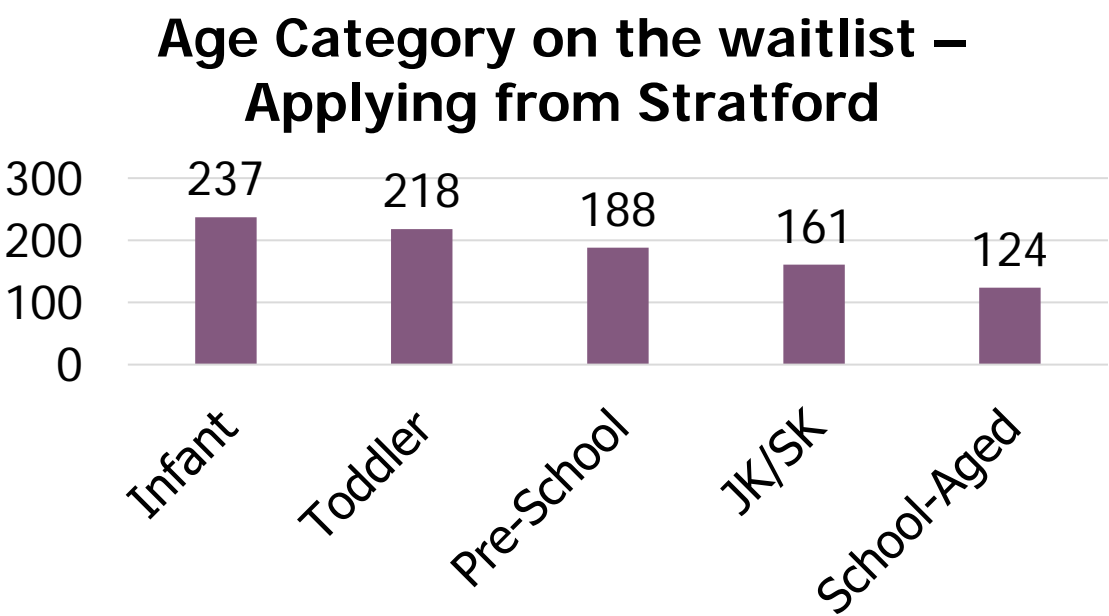
Children's Services

928

Total number of children on the child care waitlist applying from Stratford

36%

Percentage of the total child care waitlist applying from Stratford



EarlyON - Stratford

171

Unique children (0-6 years) served

135

Unique parents/ caregivers served

465

Visits by children (0-6 years)

348

Visits by parents/ caregivers

Social Housing

301

Total households on the centralized waitlist applying from Stratford

Unit Size

1 Bedroom	67%
2 Bedroom	12%
3 Bedroom	11%
4+ Bedroom	10%

Applicant Type

Single/Couple	59%
Family	30%
Senior	12%

44%

Percentage of the total centralized waitlist applying from Stratford

Priority Status

Chronological Order	82%
Homeless	8%
Special Provincial Priority (SPP)*	9%

*SPP: Survivor of domestic abuse or trafficking

Ontario Works

501

Total number of active cases in Stratford

60%

Percentage of the total Ontario Works caseload that are in Stratford