



The Corporation of the City of Stratford  
Social Services Committee  
Open Session  
AGENDA

**Date:** Monday, March 24, 2025

**Time:** 7:10 P.M.

**Location:** Council Chamber, City Hall

**Committee Present:** Councillor Henderson - Chair Presiding, Councillor Briscoe - Vice Chair, Mayor Ritsma, Councillor Beatty, Councillor Biehn, Councillor Burbach, Councillor Hunter, Councillor McCabe, Councillor Nijjar, Councillor Sebben, Councillor Wordofa

**Staff Present:** Joan Thomson - Chief Administrative Officer, Kim McElroy - Director of Social Services, Tatiana Dafoe - City Clerk, Karmen Krueger - Director of Corporate Services, Taylor Crinklaw - Director of Infrastructure Services, Tim Wolfe - Director of Community Services, Adam Betteridge - Director of Building and Planning Services, Neil Anderson - Director of Emergency Services/Fire Chief, Audrey Pascual - Deputy Clerk

To watch the Committee meeting live, please click the following link:

<https://video.isilive.ca/stratford/live.html>

A video recording of the meeting will also be available through a link on the City's website

<https://calendar.stratford.ca/meetings> following the meeting.

Pages

**1. Call to Order**

The Chair to call the Meeting to Order.

**2. Disclosure of Pecuniary Interest and the General Nature Thereof**

The *Municipal Conflict of Interest Act* requires any member of Council declaring a pecuniary interest and the general nature thereof, where the interest of a member of Council has not been disclosed by reason of the member's absence from the meeting, to disclose the interest at the first open meeting attended by

the member of Council and otherwise comply with the *Act*.

Name, Item and General Nature of Pecuniary Interest

**3. Sub-committee Minutes**

3 - 6

Sub-committee minutes are attached for background regarding the discussion held at the March 4, 2025, Sub-committee meeting.

**4. Delegations**

None scheduled.

**5. For the Information of Committee**

**5.1 Department Update**

7 - 11

The following Department Update Infographics of January, 2025, have been provided for the information of Committee:

- Monthly Children's Services Report
- Monthly Homelessness Report
- Monthly Housing Report
- Monthly Ontario Works Report
- Monthly Report Social Services Stratford

**6. Adjournment**

Meeting Start Time:

Meeting End Time:

**Motion by**

**Committee Decision: THAT the Social Services Committee meeting adjourn.**



**The Corporation of the City of Stratford  
Social Services Sub-committee  
MINUTES**

Date: March 4, 2025  
 Time: 4:30 P.M.  
 Location: Council Chamber, City Hall

Sub-committee Present: Councillor Henderson - Chair Presiding, Councillor Biehn, Councillor Nijjar, Councillor Wordofa

Regrets: Councillor Briscoe - Vice Chair

Staff Present: Kim McElroy - Director of Social Services, Audrey Pascual - Deputy Clerk, Miranda Franken - Council Clerk Secretary

**1. Call to Order**

The Chair called the Meeting to Order.

Councillor Briscoe provided regrets for this meeting.

Land Acknowledgment

Moment of Silent Reflection

Respectful Workplace Policy Statement

**2. Disclosure of Pecuniary Interest and the General Nature Thereof**

The *Municipal Conflict of Interest Act* requires any member of Council declaring a pecuniary interest and the general nature thereof, where the interest of a member of Council has not been disclosed by reason of the member's absence from the meeting, to disclose the interest at the first open meeting attended by the member of Council and otherwise comply with the *Act*.

Name, Item and General Nature of Pecuniary Interest

No disclosures of pecuniary interest were made at the March 4, 2025, Social Services Sub-committee meeting.

**3. Delegations**

None scheduled.

**4. Department Update**

Councillor Wordofa joined the meeting at 4:32 P.M.

**Sub-committee Discussion:** The Director of Social Services provided the following highlights from the trends and variances recorded in the Department Updates over the last quarter beginning October 2024:

- childcare waitlist continuing to increase over time;
- unique children on the waitlist increased 10% and 31% since January 2024;
- 30% of total applications being for infant spaces, with the capacity for infants in Perth County being the lowest of the groups with only 70 licensed spaces;
- Junior Kindergarten and Senior Kindergarten spaces being the largest increase in total applications at 17%, with preschool being 70% in total applications;
- social housing seeing a rise in the waitlist numbers;
- the number of applications on the Centralized Waitlist increased 2%;
- priority population applications increased 30%;
- current numbers on the Centralized Waitlist being the highest recorded since tracking began in February 2019;
- 11 self support applicants and 8 chronological applicants housed into social housing;
- homelessness has decreased 6%;
- 24 households active on By-name list have found permanent housing;

- youth homelessness being at the lowest point recorded since the establishment of the By-name list in August 2019, with 9 individuals currently on the waitlist or 6% of total applications;
- Ontario Works (OW) total caseload increase of 6% from 804 to 852 with the highest case load recorded in Consolidated Municipal Service Manager (CMSM);
- temporary care assistance increased 54 to 57; and
- percentage of case loads with employment earning has remained steady at 12%.

Discussion took place on this matter between Sub-committee and staff.

Highlights of the discussion included:

- the child care waitlist being for licensed and municipally run day care centers with a high waitlist number being consistent through out Perth County;
- the issue being due to a shortage of capital spending to build spaces and shortage of trained Early Childhood Educators required;
- currently funded through Provincial and Federal funding;
- options for further funding being the City tax levy, to consider private companies providing funding to support their employees with childcare and staff looking at options to license home child care providers;
- since the centralization of the Ontario Works services, staff are continuing to help residents navigate for successful applications; and
- staff having reached out to community partners, the Library and Connection Centre, to help facilitate through public computer access.

#### **4.1 Added - Adoption of the Addendum to the Agenda**

Motion by Councillor Biehn

**THAT the Addendum to the Agenda of the Social Services Sub-committee dated March, 4, 2025, be added to the Agenda as printed.**

**Carried**

Motion by Councillor Biehn

**THAT the Department Update Infographic titled " 202501\_ Monthly Report Social Services Stratford" be received.**

**Carried**

**5. Next Sub-committee Meeting**

The next Social Services Sub-committee meeting is April 15, 2025, at 4:30 p.m. in the Council Chamber, City Hall.

**6. Adjournment**

Motion by Councillor Nijjar

**Sub-committee Decision: THAT the Social Services Sub-committee meeting adjourn.**

**Carried**

Meeting Start Time: 4:30 P.M.


Meeting End Time: 4:45 P.M.

# SOCIAL SERVICES MONTHLY CHILDREN'S SERVICES REPORT

## Stratford, Perth County, & St. Marys

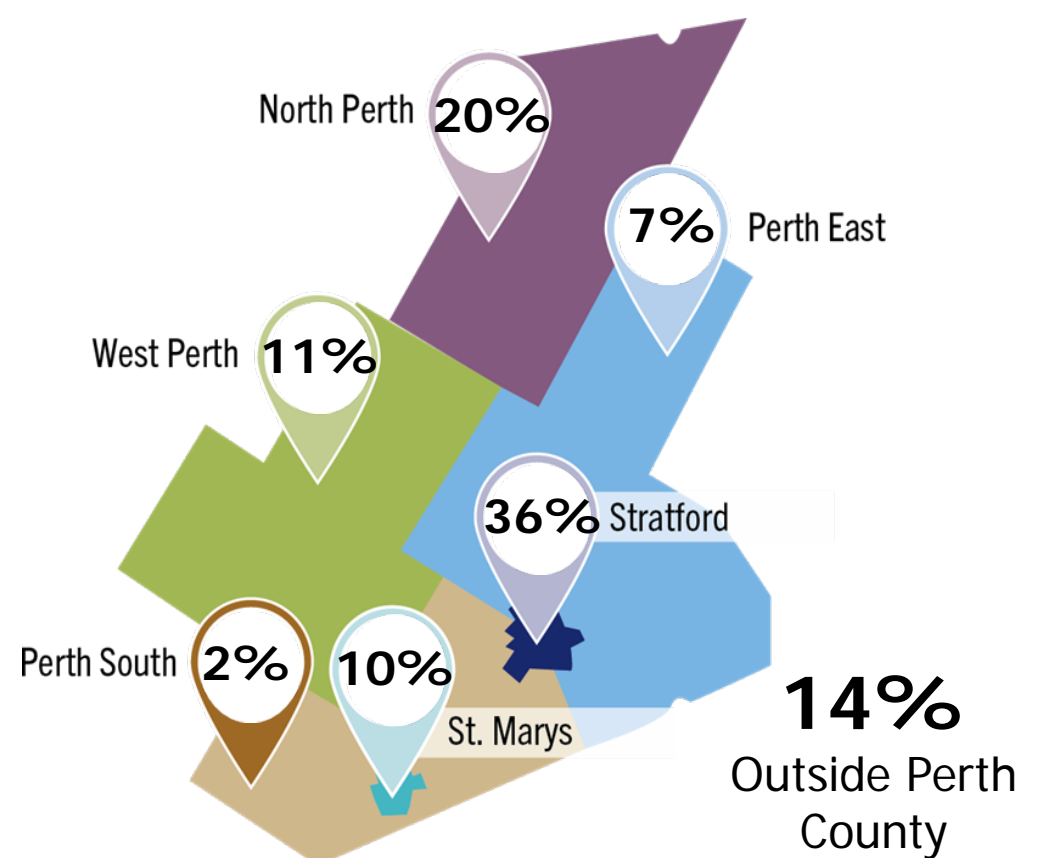
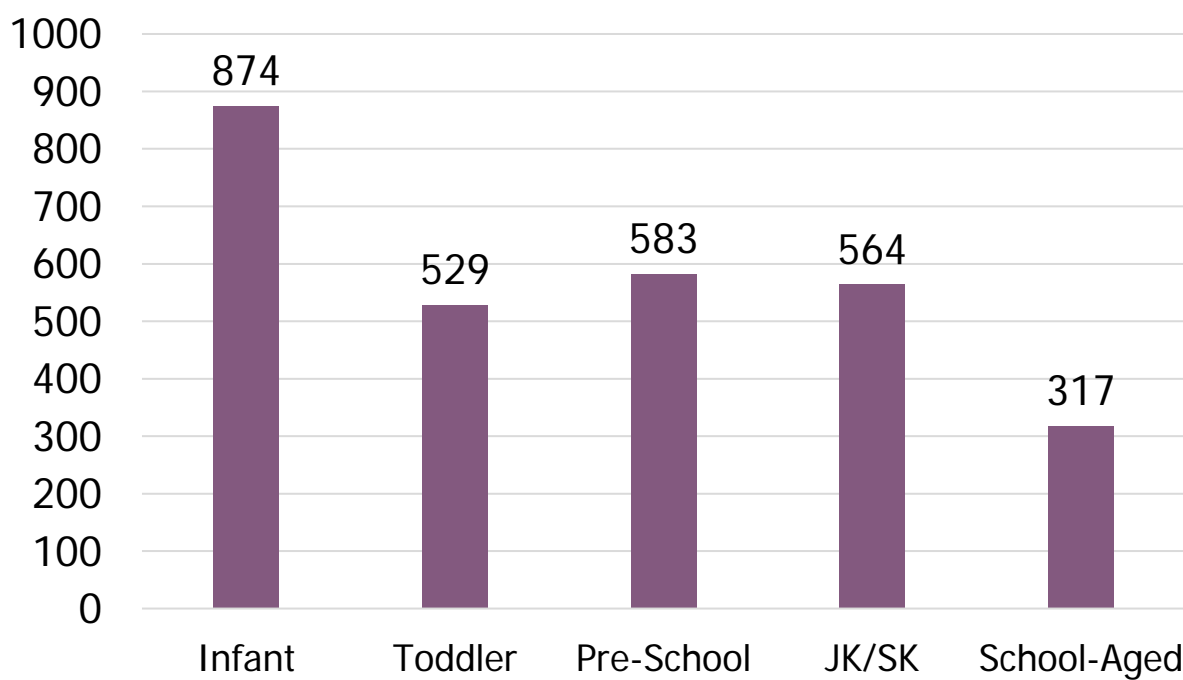
**2,867**

Total number of children on the child care waitlist



This is an increase from December 2024, when there were **2,766** children on the child care waitlist

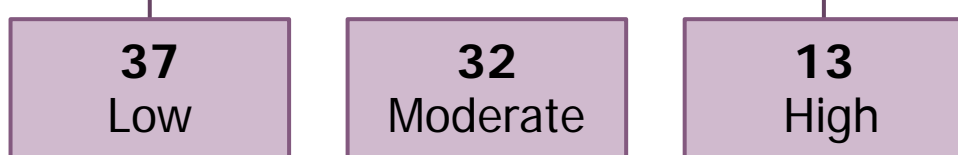
### Age Category on the waitlist



### Resource Consulting

**82** Total children supported by the Program

#### Level of Support



### EarlyON

**583** Unique children (0-6 years) served

**439** Unique parents/caregivers served

**1,585** Visits by children (0-6 years)

**1,195** Visits by parents/caregivers

## **i** Information Bulletin

The Children's Services Division is the manager for child care in Stratford, St. Marys and Perth County. In partnership with the community, the Children's Services Division promotes fair and equal access to high quality care for children, and support to their families and caregivers.

For more information about Children's Services and supports please visit: <https://www.stratford.ca/en/inside-city-hall/childcare.aspx>




# SOCIAL SERVICES MONTHLY HOMELESSNESS REPORT

## Stratford, Perth County, & St. Marys



144

Total number of households experiencing homelessness



This is an increase from December 2024, when there were **138** households experiencing homelessness



14

New households entering into homelessness



7

Households returned to service area or reconnected with services



2

Households who lost their housing



7

Households who became housed



10

Households who left the service area or had no contact with service provider

## Population Specific Information

112 Single Adults

9 Youth (16-24)

23 Families

122 Chronic

28 Unsheltered

20 Identify as Indigenous

## Information Bulletin

A variety of different factors can contribute to an individual's experience of homelessness. Often, people experience homelessness when all other options have been exhausted, and/or they are dealing with circumstances that make it difficult to maintain housing. Some of these obstacles that may lead people to their experiences of homelessness include:

- Eviction
- The affordable housing crisis
- Coping with mental illnesses or addictions, which makes it difficult to maintain independent housing

**Source:** The Canadian Observatory on Homelessness - The Homelessness Hub

For more information about housing and homelessness services and supports please visit: <https://www.stratford.ca/en/inside-city-hall/Homelessness.aspx>






# SOCIAL SERVICES MONTHLY SOCIAL HOUSING REPORT

## Stratford, Perth County, & St. Marys

**594**

Total number of Households on the centralized waitlist



This is an increase from December 2024, when there were **590** households on the centralized waitlist

### Unit Size

1 Bedroom	61%
2 Bedroom	15%
3 Bedroom	12%
4+ Bedroom	12%

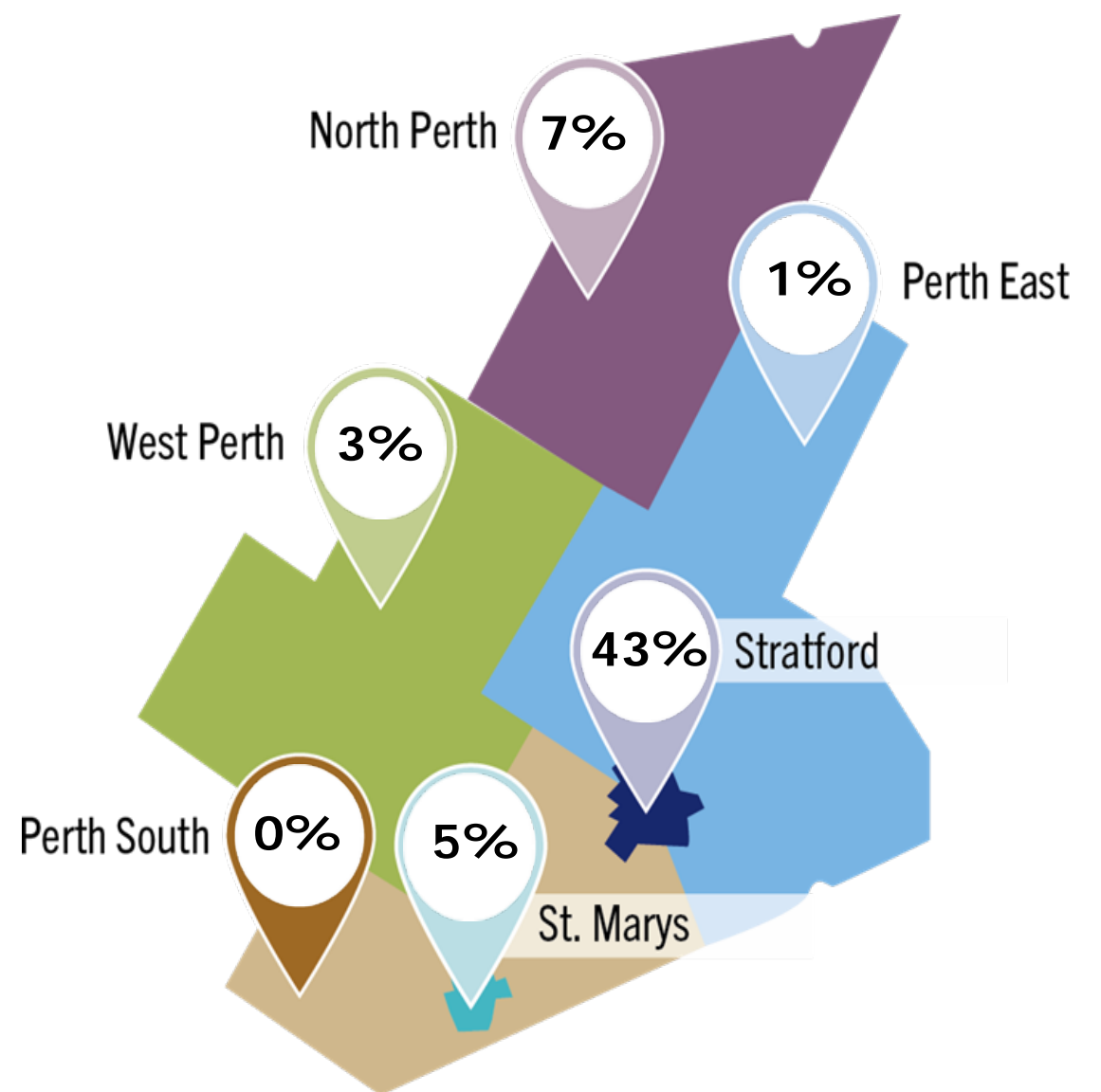
### Applicant Type

Single/Couple	53%
Family	36%
Senior	11%

### Priority Status

Chronological Order	87%
Homeless	8%
Special Provincial Priority (SPP)*	5%

\*SPP: Survivor of domestic abuse or trafficking



Unknown: **6%**

Outside Perth County: **35%**

\*Current applicant address

### Move ins & Move outs

**8** Total number of move outs

**4** Total number of move ins

### Maintenance



**315**

Number of Work orders requested


For more information about housing services and supports please visit: <https://www.stratford.ca/en/inside-city-hall/housing.aspx>



# SOCIAL SERVICES MONTHLY ONTARIO WORKS REPORT

## Stratford, Perth County, & St. Marys

**852** Total number of active caseloads



This is an increase from December 2024, when there were **813** active cases

**57** Total number of active temporary care cases\*

\*If you are an adult and you are temporarily responsible for the care of a child who is in financial need, you may be eligible for temporary care assistance on their behalf.



**18%**

Percentage of caseload terminations exiting to employment



**5%**

Percentage of Caseload terminated



**84**

New applications received



**12%**

Percentage of caseloads with employment earnings



**\$877**

Average monthly employment earnings

## Population Specific Information



**69%**

Singles without dependents



**26%**

Lone parent families



**5%**

Couples with or without dependents

**2.3  
Years**

Average time on Assistance

**\$733**

The maximum amount a Single on Ontario works receives per month



## Information Bulletin

Ontario Works provides income and employment supports to people in temporary financial need. If you qualify, Ontario Works can provide you with:

- Financial assistance to help you cover the costs of your basic needs (example: food and housing costs)
- Employment assistance to help you prepare for and find a job.

You may also be eligible for health benefits for yourself and your family, including drug and dental coverage.

For more information about Ontario Works and Social Assistance please visit: <https://www.stratford.ca/en/inside-city-hall/ontarioworks.aspx#How-to-Apply-for-Financial-Assistance>



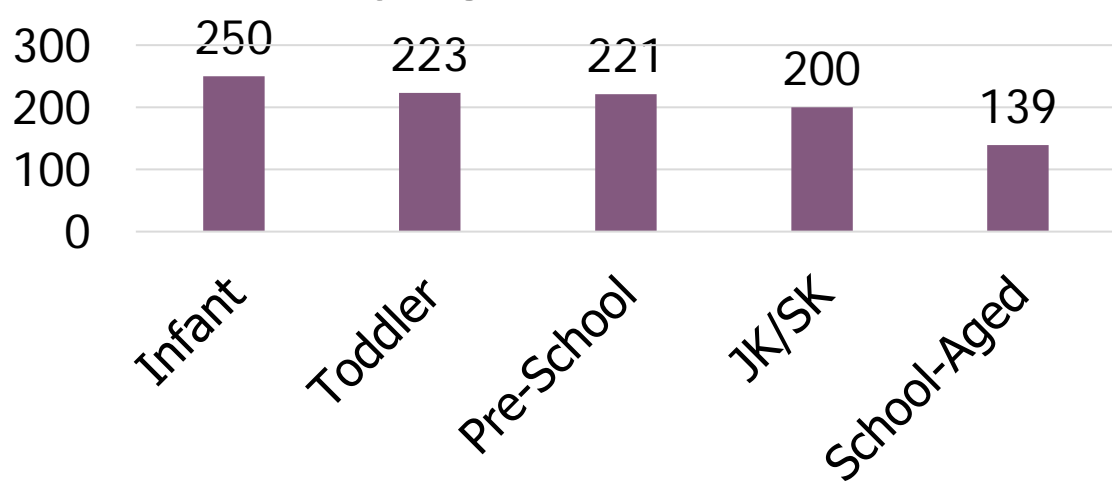
# SOCIAL SERVICES MONTHLY CITY OF STRATFORD REPORT

## Children's Services

**1,033** Total number of children on the child care waitlist applying from Stratford

**36%** Percentage of the total child care waitlist applying from Stratford

Age Category on the waitlist –  
Applying from Stratford



### EarlyON - Stratford

**185** Unique children (0-6 years) served

**150** Unique parents/caregivers served

**400** Visits by children (0-6 years)

**310** Visits by parents/caregivers

## Social Housing

**256**

Total Households on the centralized waitlist applying from Stratford

### Unit Size

1 Bedroom	69%
2 Bedroom	13%
3 Bedroom	10%
4+ Bedroom	9%

### Applicant Type

Single/Couple	61%
Family	28%
Senior	11%

**43%**

Percentage of the total centralized waitlist applying from Stratford

### Priority Status

Chronological Order	84%
Homeless	11%
Special Provincial Priority (SPP)*	6%

\*SPP: Survivor of domestic abuse or trafficking

## Ontario Works

**537** Total number of active cases in Stratford

**63%** Percentage of the total Ontario Works caseload that are in Stratford