



The Corporation of the City of Stratford  
Social Services Committee  
Open Session  
AGENDA

**Date:** Tuesday, May 27, 2025

**Time:** 7:05 P.M.

**Location:** Council Chamber, City Hall

**Committee Present:** Councillor Henderson - Chair Presiding, Councillor Briscoe - Vice Chair, Mayor Ritsma, Councillor Beatty, Councillor Biehn, Councillor Burbach, Councillor Hunter, Councillor McCabe, Councillor Nijjar, Councillor Sebben, Councillor Wordofa

**Staff Present:** Kim McElroy - Director of Social Services, Adam Betteridge - Interim Chief Administrative Officer, Tatiana Dafoe - City Clerk, Karmen Krueger - Director of Corporate Services, Taylor Crinklaw - Director of Infrastructure Services, Tim Wolfe - Director of Community Services, Neil Anderson - Director of Emergency Services/Fire Chief, Miranda Franken - Council Clerk Secretary

To watch the Committee meeting live, please click the following link:

<https://video.isilive.ca/stratford/live.html>

A video recording of the meeting will also be available through a link on the City's website

<https://calendar.stratford.ca/meetings> following the meeting.

Pages

**1. Call to Order**

The Chair to call the Meeting to Order.

**2. Disclosure of Pecuniary Interest and the General Nature Thereof**

The *Municipal Conflict of Interest Act* requires any member of Council declaring a pecuniary interest and the general nature thereof, where the interest of a member of Council has not been disclosed by reason of the member's absence from the meeting, to disclose the interest at the first open meeting attended by

the member of Council and otherwise comply with the *Act*.

Name, Item and General Nature of Pecuniary Interest

- |     |   |         |
|-----|---|---------|
| 3.  | <b>Sub-committee Minutes</b>  | 4 - 8   |
|     | Sub-committee minutes are attached for background regarding the discussion held at the May 13, 2025 Sub-committee meeting.  |         |
| 4.  | <b>Delegations</b>  |         |
|     | None scheduled.   |         |
| 5.  | <b>Report of the Manager of Children's Services</b>   |         |
| 5.1 | <b>Canada-Wide Early Learning and Child Care Implementation Update and Directed Growth Priorities (SOC25-007)</b>   | 9 - 15  |
|     | <p><b>Staff Recommendation:</b> THAT the report titled, "Canada-Wide Early Learning and Child Care Implementation Update and Directed Growth Priorities" (SOC25-007), be received for information.</p> <p><b>Motion by</b><br/> <b>Sub-committee Recommendation:</b> THAT the report titled, "Canada-Wide Early Learning and Child Care Implementation Update and Directed Growth Priorities" (SOC25-007), be received for information.</p> |         |
| 6.  | <b>Report of the Supervisor of Homelessness and Housing Stability</b>   |         |
| 6.1 | <b>Homelessness and Housing Stability Update (SOC25-006)</b>  | 16 - 19 |
|     | <p><b>Staff Recommendation:</b> THAT the report titled, "Homelessness and Housing Stability Update" (SOC25-006), be received for information.</p> <p><b>Motion by</b><br/> <b>Sub-committee Recommendation:</b> THAT the report titled, "Homelessness and Housing Stability Update" (SOC25-006), be received for information.</p>   |         |
| 7.  | <b>For the Information of Committee</b>   |         |
| 7.1 | <b>Department Update</b>  | 20 - 24 |
|     | <p>The following Department Update Infographics of March, 2025 have been provided for the information of Committee:</p> <ul style="list-style-type: none"> <li>• Monthly Children's Services Report</li> <li>• Monthly Homelessness Report</li> </ul>   |         |

- Monthly Housing Report
- Monthly Ontario Works Report
- Monthly Report Social Services Stratford

## **8. Adjournment**

Meeting Start Time:

Meeting End Time:

**Motion by**

**Committee Decision: THAT the Social Services Committee meeting adjourn.**



## The Corporation of the City of Stratford Social Services Sub-committee MINUTES

Date: May 13, 2025  
 Time: 4:30 P.M.  
 Location: Council Chamber, City Hall

Sub-committee Present: Councillor Henderson - Chair Presiding, Councillor Briscoe - Vice Chair, Councillor Biehn, Councillor Wordofa

Regrets: Councillor Nijjar

Staff Present: Kim McElroy - Director of Social Services, Tatiana Dafoe - City Clerk, Mandy Koroniak - Manager of Children's Services, John Ritz - Supervisor Homelessness and Housing Stability, Jeff Wilson – Housing Manager, Miranda Franken - Council Clerk Secretary

### 1. **Call to Order**

The Chair called the Meeting to Order.

Councillor Nijjar provided regrets for this meeting.

Land Acknowledgment

Moment of Silent Reflection

Respectful Conduct Statement

### 2. **Disclosure of Pecuniary Interest and the General Nature Thereof**

The *Municipal Conflict of Interest Act* requires any member of Council declaring a pecuniary interest and the general nature thereof, where the interest of a member of Council has not been disclosed by reason of the member's absence

from the meeting, to disclose the interest at the first open meeting attended by the member of Council and otherwise comply with the *Act*.

Name, Item and General Nature of Pecuniary Interest

No disclosures of pecuniary interest were made by a Member at the May 13, 2025 Social Services Sub-committee meeting.

### 3. **Delegations**

None scheduled.

### 4. **Report of the Manager of Children's Services**

#### 4.1 **Canada-Wide Early Learning and Child Care Implementation Update and Directed Growth Priorities (SOC25-007)**

**Staff Recommendation:** THAT the report titled, "Canada-Wide Early Learning and Child Care Implementation Update and Directed Growth Priorities" (SOC25-007), be received for information.

**Sub-committee Discussion:** The Director of Social Services welcomed the new Manager of Children's Services who provided an overview of the report highlighting the following:

- the report outlining updates to implementation of the Canada-Wide Early Learning and Child Care System (CWELCC);
- the 2025 maximum daily parent fee for eligible children under 6 years old reduced to \$22;
- the Provincial introduction of a new cost based funding formula, representing a shift in funding of licensed childcare with new accountability for Childcare Operators and Service System Managers;
- on March 31, 2025, the Province having communicated recalibrated growth targets for spaces to be enrolled into CWELCC;
- Stratford saw the reduction of 108 spaces and associated reduction of start up and operational funding;
- growth targets identifying 461 spaces to be added by the end of 2026;
- there having been an announcement of Early Learning and Childcare (ELCC) Infrastructure Fund for Service System Managers,

with this being the first major community based capital funding made available since CWELCC implementation;

- Stratford having received \$1.6 million through this funding;
- the funding being for centre based, community based, not for profit programs or programs directly operated by Service System Manager in areas or populations being underserved;
- CWELCC expansion to be in alignment with the Service System Manager directed growth plan;
- prioritization in accordance with current rates of access to licensed childcare; and
- all municipalities currently falling below the Provincial stated target of an overall access rate of 37% for children ages 0-5.

Motion by Councillor Briscoe

**Sub-committee Recommendation: THAT the report titled, "Canada-Wide Early Learning and Child Care Implementation Update and Directed Growth Priorities" (SOC25-007), be received for information.**

**Carried**

## **5. Report of the Supervisor of Homelessness and Housing Stability**

### **5.1 Homelessness and Housing Stability Update (SOC25-006)**

**Staff Recommendation:** THAT the report titled, "Homelessness and Housing Stability Update" (SOC25-006), be received for information.

**Sub-committee Discussion:** The Homelessness and Housing Stability Supervisor provided an overview of the report highlighting the following:

Councillor Wordofa joined the meeting at 4:35 p.m.

- The City of Stratford working collaboratively with community agencies towards the shared goal of ending homelessness;
- key positions having been created such as the Community Developer positions in St. Marys and North Perth, the Community Safety and Well Being By-law Officer position and the Community Paramedic Program in partnership with the Perth County Mobile Integrated Health Team; and

- implementation of Homeless Individuals and Family Information System (HIFIS) to better share information between agencies for individuals being served by multiple agencies and to streamline service delivery to prioritize individual needs.

Motion by Councillor Biehn

**Sub-committee Recommendation: THAT the report titled, "Homelessness and Housing Stability Update" (SOC25-006), be received for information.**

**Carried**

## **6. Department Update**

**Sub-committee Discussion:** The Director of Social Services provided an overview of the metrics reflected in the variance report for the first quarter (Q1) of 2025.

Discussion occurred between Sub-committee and staff. Highlights of the discussion included:

- a Member noting there were over 300 monthly maintenance requests and asked if these are new monthly requests;
- staff noting these are new monthly requests with the number being reflective of aging buildings, continued maintenance, routine clean up from winter and summer preparation;
- the work being done by three maintenance repair people and external contactor support;
- life safety work being done within 1 day, and then work prioritized by 3, 7 or 30 days;
- a work order being created by the maintenance team for each task required;
- a Member asked if statistics are shared amongst other, similarly sized, municipalities and staff noted Ontario Works (OW) statistics are accessible with regional and Provincial OW meetings held to identify trends; and
- at present, Perth County having fewer job openings with the economic state having a larger impact than in Grey, Bruce or Huron.

**7. Next Sub-committee Meeting**

The next Social Services Sub-committee meeting is June 10, 2025 at 4:30 p.m. in the Council Chamber, City Hall.

**8. Adjournment**

Motion by Councillor Briscoe

**Sub-committee Decision: THAT the Social Services Sub-committee meeting adjourn.**

**Carried**

Meeting Start Time: 4:30 P.M.

Meeting End Time: 4:46 P.M.



## MANAGEMENT REPORT

**Date:** May 13, 2025  
**To:** Social Services Sub-committee  
**From:** Calvin Mackenzie, Research and Program Analyst  
 Mandy Koroniak, Manager of Children's Services  
 Kim McElroy, Director of Social Services  
**Report Number:** SOC25-007  
**Attachments:** Canada-Wide Early Learning and Child Care (CWELCC) System  
 Priority Areas for Directed Growth 2023-2026

**Title:** Canada-Wide Early Learning and Child Care Implementation Update and Directed Growth Priorities

**Objective:** To provide Sub-committee with an update regarding implementation of the Canada-Wide Child Care (CWELCC) System and priorities for the directed growth of CWELCC spaces in Stratford, St. Marys, and Perth County.

**Background:** On March 28, 2022, the Province of Ontario entered into an agreement with the Government of Canada for implementation of the CWELCC System in Ontario, which was to reduce fees to an average of \$10 per day for children under the age of 6 in participating licensed childcare programs by March 2026. This information was previously shared with Council through Report SOC22-006 in April 2022.

In 2025, the maximum daily fee (or "base fee") was prescribed as \$22.00/day for all CWELCC-enrolled programs in Ontario. The Province also implemented a new Cost-Based Funding Formula, intended to provide operational funding representative of the costs of providing high-quality childcare to eligible children in Ontario.

As part of its plan to reach a provincial childcare access rate of 37%, Ontario committed to create 86,000 new CWELCC spaces (relative to 2019) by the end of 2026 and provided Service System Managers with notional targets for growth.

To support reaching this target, the Province undertook a space recalibration exercise and on March 31, 2025, shared updated growth targets for the remainder of the current CWELCC agreement, along with new information on the Early Learning and Child Care (ELCC) Infrastructure Fund. In addition, Service System Managers have been instructed to develop directed growth plans for the expansion of CWELCC spaces.

## **Analysis:**

### 2025 Parent Fee Reduction and Cost-Based Funding Formula

In 2025, the maximum daily fee that may be charged in respect to an eligible child in a CWELCC-enrolled program is \$22.00/day, and the minimum fee is \$12.00/day. This is the mandatory fee (the base fee for childcare services) that that families pay to receive childcare. Information about any further parent fee reduction towards the \$10 per day average has not yet been shared by the Province.

The new Cost-Based Funding Formula replaces the previous revenue-replacement approach. Under this new funding model, childcare programs in Ontario that are not enrolled in CWELCC and serve children under the age of 6 are no longer eligible to receive many types of direct funding, including:

- Wage Enhancement Grant (WEG) and Home Child Care Enhancement Grant (HCCG)
- Special Needs Resourcing program staff and equipment
- Childcare fee subsidy
- General Operating

At this time, 100% of eligible childcare programs in Stratford, St. Marys, and Perth County are enrolled in CWELCC, however new licensed childcare programs that do not enroll, or cannot be enrolled will be impacted by these changes. For-profit daycares are not eligible for the CWELCC funding.

A new accountability framework has additionally been implemented for administration of this funding by Service System Managers. These include the requirement to assess the eligibility of costs for cost-based funding, a third-party Direct Engagement to Report on Compliance on a sample of centres to verify the eligibility of costs and compliance with Ministry guidelines, and cost reviews by Service System Managers of a sample of centres receiving disproportionately large top-up allocations to identify potential cost reductions. This applies to the City-operated Anne Hathaway Daycare as well other supported providers in our area.

### Updated CWELCC Space Targets, Allocations, and ELCC Infrastructure Fund

In its March 31, 2025, memo to Service System Managers, Stratford was provided with updated CWELCC space targets for the period of 2024-2026.

### Revised CWELCC Space Targets for the City of Stratford, March 31, 2025

<b>Type of Setting</b>	<b>2024</b>	<b>2025</b>	<b>2026</b>	<b>Total</b>
<b>School-based</b>	49	88	0	137
<b>Community-based</b>	0	120	204	324
<b>Total</b>	<b>49</b>	<b>208</b>	<b>204</b>	<b>461</b>

The revised CWELCC space targets represent a reduction of 108 spaces in total for the 5-year period of the current CWELCC agreement.

The Ministry has indicated that 100% of any growth should be not-for-profit. 235 of the 461 total spaces have been committed to previously approved licensed childcare expansions. Priority areas for growth are included in the attached report, City of Stratford Canada-Wide Early Learning and Child Care (CWELCC) Priority Areas for Growth 2023-2026.

Four municipalities have been identified as priority areas: North Perth, Perth East, Perth South, and Stratford. These municipalities were prioritized based on low current access rates, low numbers of infant spaces, and a high proportion of the total number of children aged 0-5.

New allocations under the Early Learning and Child Care (ELCC) Infrastructure Fund were also shared. This fund supports infrastructure projects with a goal of increasing inclusion in childcare for underserved communities. Eligible projects are for spaces that are centre-based, community-based, provided by a not-for-profit operator or directly operated by a Service System Manager, and approved for enrolment in CWELCC. In 2025, Stratford was provided with an allocation of \$1,619,188.

Stratford's 2025 Child Care Allocations have been accordingly revised as follows:

<b>Allocation</b>	<b>Initial 2025</b>	<b>Revised January 2025</b>	<b>Variance</b>
<b>Cost-Based Allocation</b>	\$19,623,924	\$15,983,381	(\$3,640,543)
<b>Start-up Grants</b>	\$2,781,900	\$421,208	(\$2,360,692)
<b>ELCC Infrastructure Fund</b>	-	\$1,619,188	\$1,619,188
<b>Administration</b>	\$399,046	\$384,030	(\$15,016)

### **Financial Implications:**

#### **Financial impact to current year operating budget:**

The 2025 Social Services operating budget was estimated not knowing either the initial nor revised figures provided by the province, so the 2025 budgets estimates were based on 2024. Therefore, the revised Child Care Allocation does not impact the required municipal contribution for 2025, and Children's Services is working to manage the reduction to the Administration allocation within the remaining budget.

**Financial impact on future year operating budget:**

The Ministry of Education has not yet provided information on future funding plans, therefore impacts to operating budgets in 2026 and beyond are unknown currently.

**Alignment with Strategic Priorities:****Work Together For Greater Impact**

This report aligns with this priority as the Children's Services Division works with community-based childcare operators to plan for and provide funding to support the expansion of affordable, high-quality licensed childcare in Stratford, St. Marys, and Perth County.

**Alignment with One Planet Principles:****Health and Happiness**

Encouraging active, social, meaningful lives to promote good health and wellbeing.

**Equity and Local Economy**

Creating safe, equitable places to live and work which support local prosperity and international fair trade.

**Staff Recommendation: THAT the report titled, "Canada-Wide Early Learning and Child Care Implementation Update and Directed Growth Priorities" (SOC25-007), be received for information.**

**Prepared by:**

Mandy Koroniak, Manager of Children's Services

**Recommended by:**

Kim McElroy, Director of Social Services

Adam Betteridge, Interim Chief Administrative Officer



## **Canada-Wide Early Learning and Child Care (CWELCC) System Priority Areas for Directed Growth 2023-2026**

### **Introduction**

The Canada-Wide Early Learning and Child Care (CWELCC) System has an ambitious goal to add an additional 53,000 licensed child care spaces in Ontario between the years 2023 and 2026. This goal is directly related to Ontario's target to increase the access rate to licensed child care for children age 0-5 to 37% by 2026. This equates to one affordable child care space for every 2.7 children aged 0-5 in Ontario.

The Ministry of Education has provided the City of Stratford, as the Consolidated Municipal Service Manager (CMSM) for Stratford, St. Marys, and Perth County, with a CWELCC space allocation target, which requires the City of Stratford to determine priority areas for the creation of new licensed child care spaces to be enrolled into the CWELCC System.

### **CWELCC Space Allocation for City of Stratford**

The CWELCC space allocation for the City of Stratford, shown in Table 1, is 461 spaces for children age 0-5 from 2023 to 2026, with 100% of those spaces designated to be operated by not-for-profit child care organizations. 137 of those will be spaces located in schools and 324 of those spaces will be community-based.

Within the allocation, the City of Stratford has projected that up to 150 spaces will be realized through its home child care locations. The City of Stratford will be the lead agency responsible for planning for, and delivering, licensed home child care through its directly operated licensed home child care agency as it has the enhanced resources internally to ensure the project is delivered at a high service level standard. An additional 235 spaces have been committed to previously approved licensed child care expansions. This leaves the opportunity for at least 76 licensed centre-based child care spaces to be realized to meet the provincial target.

Table 1: Ministry of Education targets for Stratford (March 31, 2025 memo):

	<b>2024</b>	<b>2025</b>	<b>2026</b>	<b>Total</b>
<b>School-based</b>	49	88	0	137
<b>Community-based</b>	0	120	204	324
<b>Total</b>	<b>49</b>	<b>208</b>	<b>204</b>	<b>461</b>



## Current Licensed Child Care Access Rates and Population

Supporting access to full-time licensed child care for children age 0-4, prior to school entry, is recognized as critical to supporting workforce participation. The current licensed child care access rates for these children in the City of Stratford, Town of St. Marys, Municipality of North Perth, Municipality of West Perth, Township of Perth East, and the Township of Perth South are shown in Table 2. Ontario has set a target of 37% access to licensed child care spaces for children age 0-5, which also includes the kindergarten age children, by the year 2026.

As shown in Table 2, currently no municipality has reached that target. Many gaps remain, as the total access rate across Stratford, St. Marys, and Perth County is currently just 15%.

The lowest access rate is found in Perth South, however St. Marys is found within its geography and has the highest access rate in the area, at 28.9%.

Perth East has the next lowest recorded access rate of 1.6%, followed by North Perth at 12.5%, Stratford at 21.1%, West Perth at 25.2%, and finally St. Marys at 28.9%. Overall, the age category with the lowest access rate is infants at 5%.

Table 2: Licensed Child Care Access Rates (2025)

Municipality	Infant	Toddler	Preschool	Total 0-4
<b>North Perth</b>	5.6%	12.2%	16.9%	12.5%
<b>Perth East</b>	0.0%	0.0%	3.2%	1.6%
<b>Perth South</b>	0.0%	0.0%	0.0%	0.0%
<b>St. Marys</b>	11.4%	46.2%	31.5%	28.9%
<b>Stratford</b>	4.4%	25.6%	29.3%	21.1%
<b>West Perth</b>	12.3%	22.7%	33.4%	25.2%
<b>Total</b>	<b>5.0%</b>	<b>17.1%</b>	<b>20.2%</b>	<b>15.0%</b>

Note: Table 2 does not include the Kindergarten age group, which is included in Ontario's target access rate as children of this age are often also served through other licensed child care age groupings.

The population of children age 0-5 in Perth County is shown in Table 3. The municipality with the largest population of children age 0-5 is Stratford with 1,855, followed by North Perth with 1,415, Perth East with 1,160, West Perth with 680, St. Marys with 680, and Perth South with 245. Although Stratford has the highest total number of children, it has the second lowest proportion of children when compared to the total population



at 5.6%. The highest proportions of children age 0-5 are found in Perth East at 9.2%, and North Perth at 9.1%.

Table 3: Population of Children in Stratford, St. Marys, and Perth County

<b>Geography</b>	<b>Total Population</b>	<b>Total Children Age 0-5</b>	<b>% Age 0-5 of Total Population</b>
<b>Stratford</b>	33,235	1,855	5.6%
<b>Perth South</b>	3,775	245	6.5%
<b>St. Marys</b>	7,385	365	4.9%
<b>West Perth</b>	9,035	680	7.5%
<b>Perth East</b>	12,595	1,160	9.2%
<b>North Perth</b>	15,540	1,415	9.1%
<b>Total</b>	<b>81,565</b>	<b>5,735</b>	<b>7.0%</b>

### **Priority Areas**

Through its Access and Inclusion Framework, the Ministry of Education has identified that new community-based child care spaces to be enrolled in the CWELCC System must be located in areas that best support the needs of families. Children's Services has determined priority areas for Stratford, St. Marys, and Perth County based upon the data presented in this report on current access rates and the population of children age 0-5.

Four municipalities have been designated as priority areas for the directed growth of CWELCC spaces: North Perth, Perth East, Perth South, and Stratford. Each of these municipalities have access rates for children age 0-4 lower than 25% and have access rates for infants lower than 6%. In addition, Stratford, North Perth, and Perth East account for 77% of the total population of children age 0-5.

Although these municipalities have been selected as priority areas, St. Marys and West Perth may still experience growth of licensed child care spaces under CWELCC to advance towards Ontario's target of an access rate of 37%, and to support the needs of children and families in those communities.



## MANAGEMENT REPORT

**Date:** May 13, 2025  
**To:** Social Services Sub-committee  
**From:** John Ritz: Supervisor of Homelessness and Housing Stability  
 Kim McElroy: Director of Social Services  
**Report Number:** SOC25-006  
**Attachments:** Homelessness and Housing Stability Infographic

**Title:** Homelessness and Housing Stability Update

**Objective:** To inform and update Sub-committee of recent achievements and progress regarding homelessness and housing stability.

**Background:** The City of Stratford works collaboratively with community agencies towards a shared goal of ending homelessness. This report is intended to provide updates on recent achievements and ongoing progress on this collaborative effort. These achievements include the creation of the 3-year pilot Community Safety and Well-Being By-law Officer role, collaborations with the Perth County Mobile Integrated Health Team, the Town of St. Marys and the Municipality of North Perth, and the implementation of the Homeless Individuals and Families Information System.

**Analysis:** The Community Safety and Well-Being By-law Officer role was created in January 2024 as a three-year pilot, funded from federal program funding. This position is intended to be an additional resource for community members and local businesses to contact, to provide information, or to act as an alternative to the use of police. It has had a positive impact on the community and its citizens using education and diversion, resulting in 52 diversions from formal enforcement.

The continuation of the Community Paramedic Program in partnership with the Perth County Mobile Integrated Health Team has been a success across the service area and has had over 420 individuals supported. This program is a collaborative effort between organizations to provide health-based outreach supports and system navigation tools to under-resourced and vulnerable populations. Additional services offered through the program include medication reviews, providing food resources through local partnerships, collaborating with the Unattached Care Clinic to refer individuals to a family doctor, as well as referring and working collaboratively with community partners and organizations to ensure they are connected to the appropriate supports.

The introduction of the Community Developer roles in St. Marys and North Perth has helped to support local needs and assist with system navigation. These positions provide local support and increase community programming. In 2024, they served over 140 unique households.

In addition to new positions and partnerships, there has also been a growing need to track data and respond to trends occurring in the community. To facilitate this, the Homeless Individuals and Families Information System (HIFIS) is being implemented. Developed by the Government of Canada, Homeless Individuals and Families Information System (HIFIS) is a Homelessness Management Information System (HMIS) designed to support the day-to-day operational activities of Canadian homelessness service providers. As described on their website, HIFIS is a comprehensive data collection and case management system. HIFIS enables participating service providers within the same community to access, collect, and share local real-time homelessness data to ensure individuals and families accessing services are prioritized and referred to appropriate services at the correct time. Over the past 12 months, Social Services outreach staff have been testing the system internally and will soon begin implementation with local service providers. The implementation of HIFIS has necessitated a transition in how individuals accessing rooms for rent are categorized and they will begin to be considered housed rather than provisionally accommodated. This change will ensure that those with the highest needs are given the highest priority.

In 2024, there were 115 households housed as well as 135 newly identified individuals and households entering homelessness during this time. These statistics are important to recognize as successes and as a reminder that there is ongoing work that needs to be done.

### **Financial Implications:**

#### **Financial impact to current year operating budget:**

Initiatives and programs identified in this report have been included in the 2025 budget.

### **Alignment with Strategic Priorities:**

#### **Build Housing Stability**

These initiatives contribute to the strategic priority of Build Housing Stability by supporting individuals and families exit homelessness and maintain their housing stability.

### **Alignment with One Planet Principles:**

#### **Health and Happiness**

This report aligns with the Health and Happiness Principal as it is focused on how to best support vulnerable community members in becoming active, social, and meaningful members of their community.

**Staff Recommendation: THAT the report titled, "Homelessness and Housing Stability Update" (SOC25-006), be received for information.**

**Prepared by:** John Ritz, Supervisor of Homelessness and Housing Stability  
**Recommended by:** Kim McElroy, Director of Social Services  
Adam Betteridge, Interim Chief Administrative Officer

2024


# SOCIAL SERVICES HOMELESSNESS - YEAR IN REVIEW

## Stratford, Perth County, & St. Marys



115

Households who became housed



This is an increase from 2023, when there were **83** households who became housed



155

Average number of homeless households (Jan to Dec)



135

New households entering into homelessness



78

Households returned to service area or reconnected with services



38

Households who lost their housing



137

Households who left the service area or had no contact with service provider

## Community Supports

**421** Participants served – ARC Program

The ARC Program is a partnership between the Perth County Mobile Integrated Health Team, and the Social Services Department with the City of Stratford. A Community Paramedic and Intensive Housing and Community Outreach Coordinator work together to provide health-based outreach support, and social services and healthcare system navigation to folks considered to be in the vulnerable or under resourced population of Perth County.

**52** Diversions from Enforcement

In January 2024, the introduction of the Community Safety and well-being By-law Officer was introduced, providing an additional resource for community members and local businesses within the downtown core and surrounding area.

For more information about housing and homelessness services and supports please visit: <https://www.stratford.ca/en/inside-city-hall/Homelessness.aspx>




MARCH  
2025

# SOCIAL SERVICES MONTHLY CHILDREN'S SERVICES REPORT

## Stratford, Perth County, & St. Marys

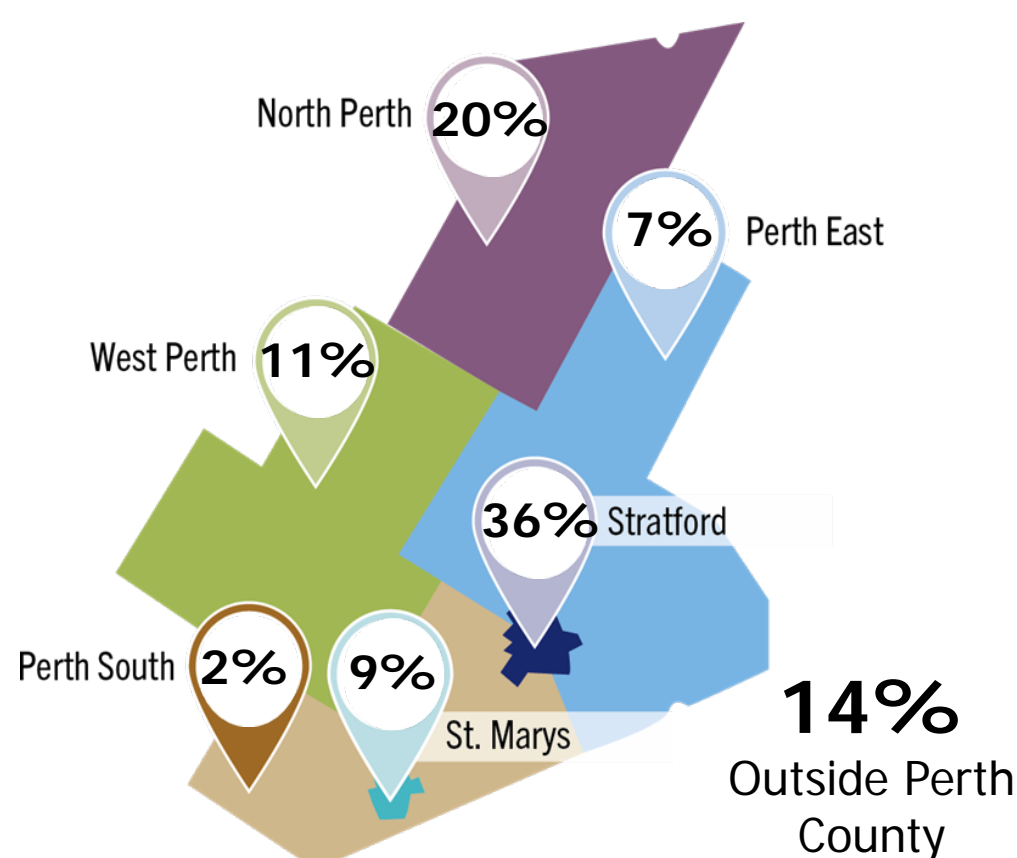
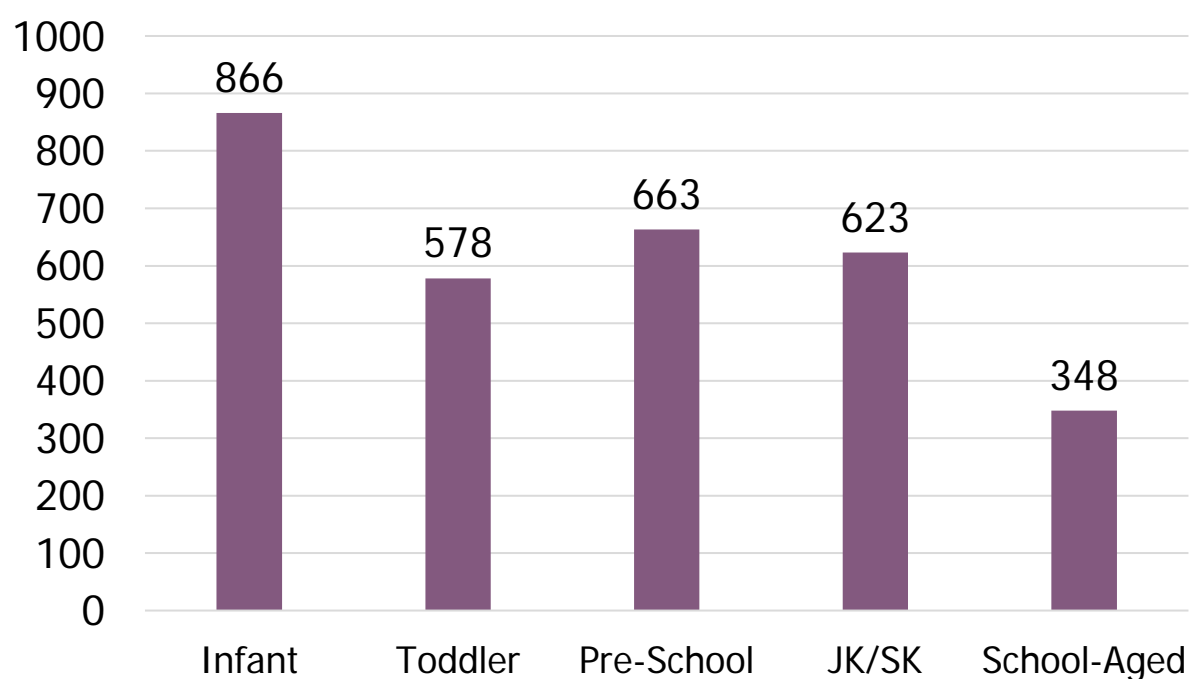
**3,078**

Total number of children  
on the child care waitlist



This is an increase from  
February 2025, when there  
were **2,986** children on the  
child care waitlist

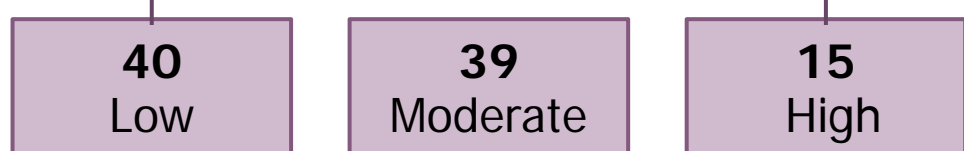
### Age Category on the waitlist



### Resource Consulting

**94** Total children  
supported by the  
Program

#### Level of Support



### EarlyON

**659**

Unique  
children (0-6  
years) served

**506**

Unique parents/  
caregivers  
served

**1,766**

Visits by  
children (0-6  
years)

**1,366**

Visits by  
parents/  
caregivers

## Information Bulletin

The Children's Services Division is the manager for child care in Stratford, St. Marys and Perth County. In partnership with the community, the Children's Services Division promotes fair and equal access to high quality care for children, and support to their families and caregivers.

For more information about Children's Services and supports  
please visit: <https://www.stratford.ca/en/inside-city-hall/childcare.aspx>



MARCH  
2025


# SOCIAL SERVICES MONTHLY HOMELESSNESS REPORT

Stratford, Perth County, & St. Marys



140

Total number of households  
experiencing homelessness



This is a decrease from  
February 2025, when  
there were **142**  
households experiencing  
homelessness



5

New households  
entering into  
homelessness



8

Households returned  
to service area or  
reconnected with  
services



5

Households who  
lost their housing



6

Households who  
became housed



14

Households who left  
the service area or had  
no contact with service  
provider

## Population Specific Information

**105** Single Adults

**12** Youth (16-24)

**23** Families

**118** Chronic

**30** Unsheltered

**20** Identify as  
Indigenous

## Information Bulletin

A variety of different factors can contribute to an individual's experience of homelessness. Often, people experience homelessness when all other options have been exhausted, and/or they are dealing with circumstances that make it difficult to maintain housing. Some of these obstacles that may lead people to their experiences of homelessness include:

- Eviction
- The affordable housing crisis
- Coping with mental illnesses or addictions, which makes it difficult to maintain housing

**Source:** The Canadian Observatory on Homelessness - The Homelessness Hub

For more information about housing and homelessness services and supports please visit: <https://www.stratford.ca/en/inside-city-hall/Homelessness.aspx>




MARCH  
2025

# SOCIAL SERVICES MONTHLY SOCIAL HOUSING REPORT

## Stratford, Perth County, & St. Marys

**597**

Total number of Households  
on the centralized waitlist



This is a decrease from  
February 2025, when there  
were **604** households on the  
centralized waitlist

### Unit Size

1 Bedroom	61%
2 Bedroom	16%
3 Bedroom	12%
4+ Bedroom	12%

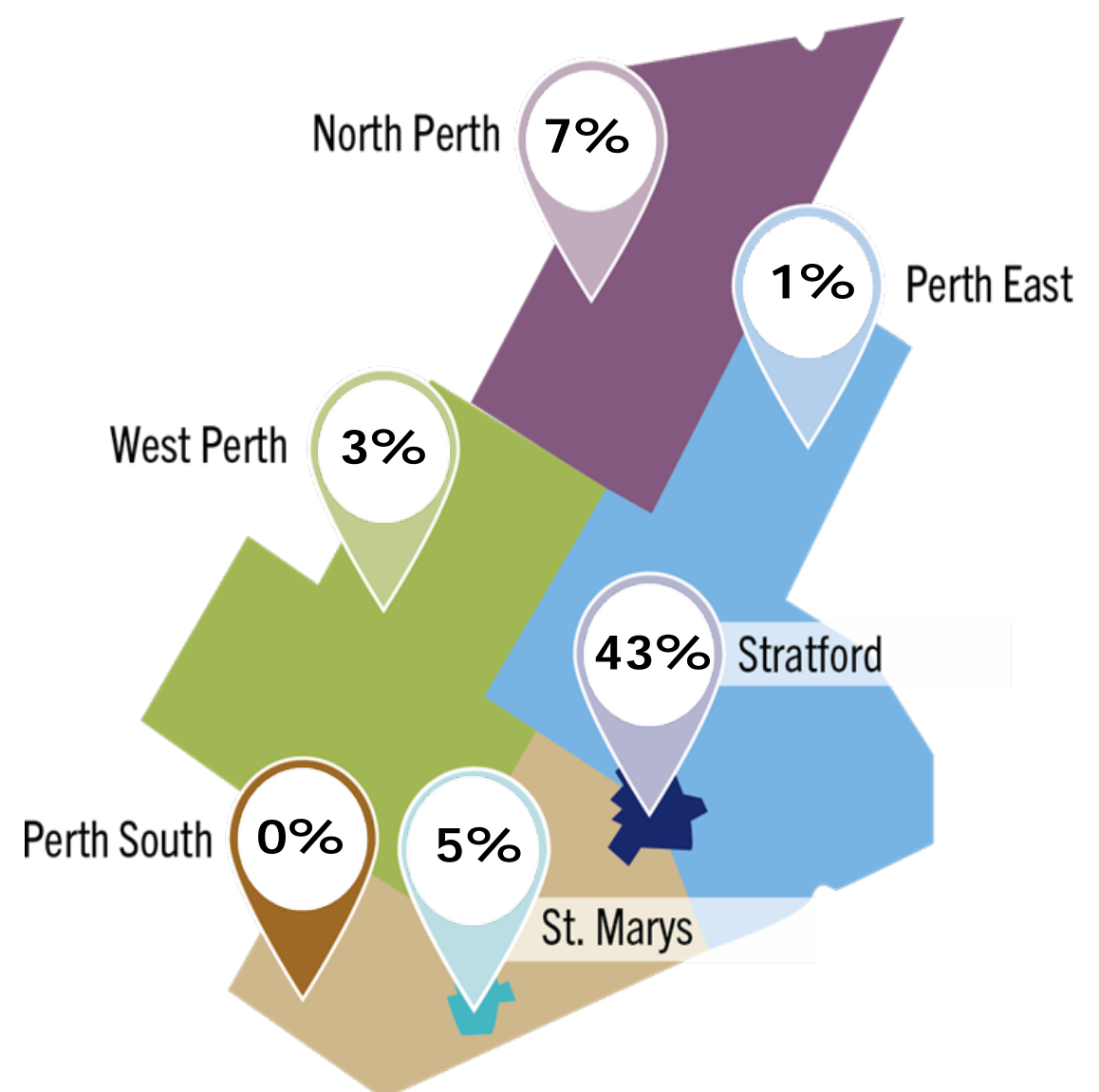
### Applicant Type

Single/Couple	52%
Family	37%
Senior	11%

### Priority Status

Chronological Order	87%
Homeless	7%
Special Provincial Priority (SPP)*	5%

\*SPP: Survivor of domestic abuse or trafficking



Unknown: **6%**

Outside Perth County: **35%**

\*Current applicant address

### Move ins & Move outs

**9** Total number of move outs

**9** Total number of move ins

### Maintenance



**292**

Number of  
Work orders  
requested

For more information about housing services and supports please  
visit: <https://www.stratford.ca/en/inside-city-hall/housing.aspx>




MARCH  
2025

# SOCIAL SERVICES MONTHLY ONTARIO WORKS REPORT

## Stratford, Perth County, & St. Marys

**846** Total number of  
active caseloads



This is a decrease from  
February 2025, when there  
were **856** active cases

**51** Total number of active  
temporary care cases\*

\*If you are an adult and you are temporarily responsible  
for the care of a child who is in financial need, you may be  
eligible for temporary care assistance on their behalf.



**25%**

Percentage of  
caseload  
terminations exiting  
to employment



**7%**

Percentage  
of Caseload  
terminated



**73**

New applications  
received



**12%**

Percentage of  
caseloads with  
employment earnings



**\$811**

Average monthly  
employment  
earnings

## Population Specific Information



**69%**

Singles without  
dependents



**26%**

Lone parent  
families



**5%**

Couples with  
or without  
dependents

**2.3  
Years**

Average time  
on Assistance

**\$733**

The maximum  
amount a Single on  
Ontario works  
receives per month



## Information Bulletin

Ontario Works provides income and employment supports to people in temporary financial need. If you qualify, Ontario Works can provide you with:

- Financial assistance to help you cover the costs of your basic needs (example: food and housing costs)
- Employment assistance to help you prepare for and find a job.

You may also be eligible for health benefits for yourself and your family, including drug and dental coverage.

For more information about Ontario Works and Social Assistance  
please visit: <https://www.stratford.ca/en/inside-city-hall/ontarioworks.aspx#How-to-Apply-for-Financial-Assistance>



# SOCIAL SERVICES MONTHLY CITY OF STRATFORD REPORT

## Children's Services

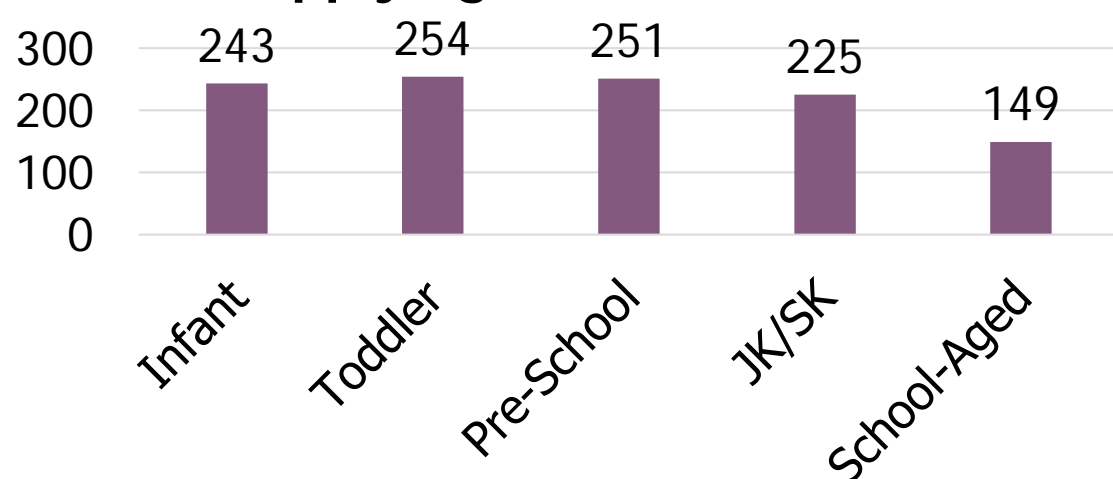
**1,122**

Total number of children on the child care waitlist applying from Stratford

**36%**

Percentage of the total child care waitlist applying from Stratford

### Age Category on the waitlist – Applying from Stratford



### EarlyON - Stratford

**228**

Unique children (0-6 years) served

**169**

Unique parents/caregivers served

**481**

Visits by children (0-6 years)

**354**

Visits by parents/caregivers

## Social Housing

**255**

Total Households on the centralized waitlist applying from Stratford

### Unit Size

1 Bedroom	67%
2 Bedroom	14%
3 Bedroom	10%
4+ Bedroom	9%

### Applicant Type

Single/Couple	59%
Family	30%
Senior	11%

**43%**

Percentage of the total centralized waitlist applying from Stratford

### Priority Status

Chronological Order	83%
Homeless	10%
Special Provincial Priority (SPP)*	7%

\*SPP: Survivor of domestic abuse or trafficking

## Ontario Works

**509**

Total number of active cases in Stratford

**60%**

Percentage of the total Ontario Works caseload that are in Stratford