



The Corporation of the City of Stratford  
Social Services Sub-committee  
Open Session  
**AGENDA**

**Date:** Tuesday, October 7, 2025

**Time:** 4:30 P.M.

**Location:** Council Chamber, City Hall

**Sub-committee Present:** Councillor Henderson - Chair Presiding, Councillor Briscoe - Vice Chair, Councillor Biehn, Councillor Nijjar, Councillor Wordofa

**Staff Present:** Kim McElroy - Director of Social Services and Interim Director of Human Resources, Tatiana Dafoe - City Clerk, Miranda Franken - Council Clerk Secretary, Mandy Koroniak - Manager of Children's Services, John Ritz - Homelessness and Housing Stability Supervisor

To watch the Sub-committee meeting live, please click the following link:

<https://video.isilive.ca/stratford/live.html>

A video recording of the meeting will also be available through a link on the City's website

<https://calendar.stratford.ca/meetings> following the meeting.

Pages

**1. Call to Order**

The Chair to call the Meeting to Order.

Land Acknowledgment

Moment of Silent Reflection

Respectful Conduct Statement

**2. Disclosure of Pecuniary Interest and the General Nature Thereof**

The *Municipal Conflict of Interest Act* requires any member of Council declaring

a pecuniary interest and the general nature thereof, where the interest of a member of Council has not been disclosed by reason of the member's absence from the meeting, to disclose the interest at the first open meeting attended by the member of Council and otherwise comply with the *Act*.

Name, Item and General Nature of Pecuniary Interest

**3. Delegations**

None scheduled.

**4. Report of the Manager of Children's Services**

**4.1 Access to Licensed Childcare in Stratford, St. Marys, and Perth County (SOC25-011)**

4 - 7

Motion by

**Staff Recommendation:** THAT the report titled, "Access to Licensed Childcare in Stratford, St. Marys, and Perth County" (SOC25-011), be received for information.

**5. Report of the Homelessness and Housing Stability Supervisor**

**5.1 Homelessness Individuals and Families Information System (HIFIS) update (SOC25-010)**

8 - 9

Motion by

**Staff Recommendation:** THAT the report titled, "Homelessness Individuals and Families Information System (HIFIS) Update" (SOC25-010), be received for information;

THAT authority be delegated to the Director of Social Services to enter into Data Sharing Agreements with community partners, as part of the onboarding process for the Homeless Individuals and Families Information System (HIFIS), on behalf of the Corporation;

AND THAT the Delegation of Authority By-law 135-2017, as amended, be further amended to delegate authority to the Director to sign HIFIS Data Sharing Agreements with community partners.

**6. Department Update**

10 - 24

The following Department Update Infographics of June, July and August, 2025 have been provided for the information of Sub-committee:

- Monthly Children's Services Report
- Monthly Homelessness Report

- Monthly Housing Report
- Monthly Ontario Works Report
- Monthly Report Social Services Stratford

## **7. Next Sub-committee Meeting**

The next Social Services Sub-committee meeting is November 12, 2025 at 4:30 p.m. in the Council Chamber, City Hall.

## **8. Adjournment**

Meeting Start Time:

Meeting End Time:

Motion by

**Sub-committee Decision: THAT the Social Services Sub-committee meeting adjourn.**



## MANAGEMENT REPORT

**Date:** October 7, 2025  
**To:** Social Services Sub-committee  
**From:** Mandy Koroniak, Manager of Children's Services  
**Report Number:** SOC25-011  
**Attachments:** None

**Title:** Access to Licensed Childcare in Stratford, St. Marys, and Perth County

**Objective:** To provide Sub-committee with an update on access to licensed childcare in Stratford, St. Marys, and Perth County, and review the value of access to affordable, high-quality, licensed childcare to the economy.

**Background:** Licensed childcare is a significant economic driver, supporting a family's participation in the labour force. The economic importance of access to licensed childcare has been communicated by the Government of Canada and provincial governments with introduction of the Canada-Wide Early Learning and Childcare (CWELCC) System and the vision that families may "access to high-quality, affordable, flexible, and inclusive early learning and childcare no matter where they live". In support of this vision, the Province of Ontario set a target of improving the provincial average access rate for children from birth to age 5 to 37% by 2026.

To best support full labour force participation, it is availability of full-time, year-round access to licensed prior to school entry (e.g. 8 or more hours of care per day, from birth to age 4) that has the greatest impact, allowing parents to hold full-time employment. Affordability for these highest-cost spaces was greatly improved with introduction of the CWELCC System. While this resulted in a corresponding increase in demand for licensed childcare spaces and created challenges in accessing licensed childcare for many families, it is also positively correlated with improved labour force participation for core-age women (25-54 years), [which reached a record-high of 79.7% in 2023](#).

Public investments into licensed childcare show a strong return on investment, estimated to be about [\\$6 for every dollar spent](#) in the Canadian context. The economic benefits occur across the lifespan. These include the immediate impacts of increased labour force participation and reduction of income inequality, to the long-term impacts of positive early learning environments on decreasing developmental vulnerability, shown to be a [lifelong predictor of health, learning, and behaviour](#).

Through the Ministry of Education's Capital Priorities program, which supports the creation of licensed childcare spaces in conjunction with school infrastructure projects, 176 new full-day, year-round spaces are expected to be opened this year in Perth County. These spaces resulted from successful applications made by school boards and endorsed by the City of Stratford. Within Stratford, it is further expected that a new, 98-space centre operated by for-profit, child care operator will be opened in 2026. While progress towards equity of access to licensed childcare is being made, most families remain without access to a space; this will remain true provincially even if the target access rate of 37% is achieved.

**Analysis:** While the Province of Ontario has set a target for a provincial access rate of 37% for children from birth to age 5, the service delivery area of Stratford, St. Marys, and Perth continues to fall short of this target. By the end of 2025, it is expected that the access rate for these age groups in the area will reach 22.8%, however access to full-day, year-round care children prior to school entry remains low, as shown in the chart below:

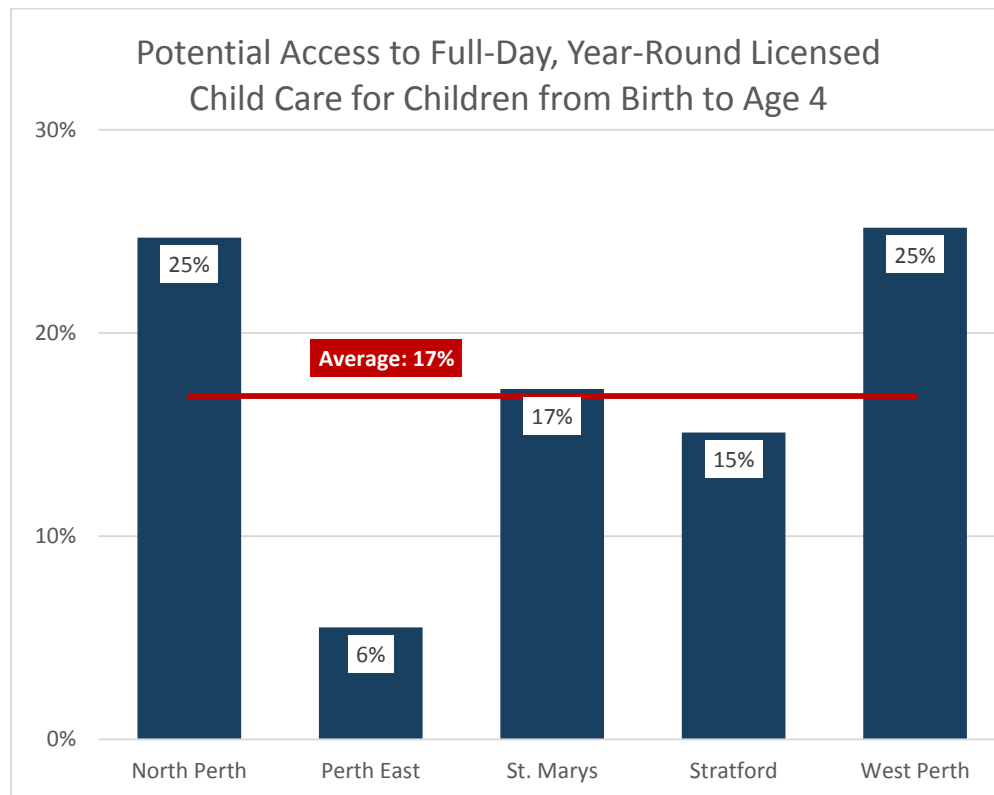


Figure 1: Percent access is calculated using the population of children from birth to age 4 (Statistics Canada) and the number of licensed infant, toddler, preschool, and family age group spaces projected to be licensed by November/ December 2025 (City of Stratford Service Data).  
Perth South currently has no licensed childcare spaces and is not shown on this chart.

The access rate for full-day, year-round licensed childcare in Stratford is 15%, which is below the average of 17% across the service area. The inclusion of part-time (e.g. nursery school) spaces provides for some level of licensed childcare for up to 21% of the Stratford population from birth to age 4. The addition of the 98-spaces planned for

2026 will increase the access rate to full-day, year-round licensed childcare to 27% in Stratford.

While families may seek care outside of the municipality in which they live, this data provides for an understanding of the extent to which families' full labour force participation may be supported through the access to full-day, year-round licensed childcare in Stratford, St. Marys, and Perth County through 2026, and shows that there is not enough licensed childcare for those who need it.

As Service System Manager (SSM) the City was provided with a growth target of 461 spaces for the service area over the period of 2023-2026 (see report SOC25-007 ["Canada-Wide Early Learning and Childcare Implementation Update and Directed Growth Priorities"](#)). Including the 274 approved spaces described above, there remain at least 187 spaces available for growth to the end of 2026. Achieving the complete target of 461 spaces will provide an access rate of just 27% across Stratford, St. Marys, and Perth County for children from birth to age 5, including all part-time and kindergarten spaces.

The Children's Services Division continues to explore opportunities to create new licensed childcare spaces in collaboration with community-based childcare operators, and advocate to the Province of Ontario on recognizing and addressing the unique needs related to the creation of new licensed childcare spaces in small urban and rural communities.

### **Financial Implications:**

#### **Financial impact to current year operating budget:**

The spaces being developed in 2025 are not expected to have any net impact as these projects have been supported with Ministry of Education funding.

#### **Financial impact on future year operating budget:**

The 98-space centre being created in 2026 is also not anticipated to impact the City's core revenue and expenses as budgeted. Infrastructure funding to support this project is 100% Provincial/Federal funding and minimum municipal cost-share requirements for child care operating costs are not impacted.

#### **Link to asset management plan and strategy:**

Not applicable, as these initiatives will not result in City assets and relate to program funding.

### **Alignment with Strategic Priorities:**

#### **Work Together For Greater Impact**

This report aligns with this priority as the Children's Services Division works with community-based childcare operators to plan for and provide funding to support the

expansion of affordable, high-quality licensed childcare in Stratford, St. Marys, and Perth County.

### **Alignment with One Planet Principles:**

#### **Health and Happiness**

Encouraging active, social, meaningful lives to promote good health and wellbeing.

#### **Equity and Local Economy**

Creating safe, equitable places to live and work which support local prosperity and international fair trade.

**Staff Recommendation: THAT the report titled, "Access to Licensed Childcare in Stratford, St. Marys, and Perth County" (SOC25-011), be received for information.**

#### **Prepared by:**

Mandy Koroniak, Manager of Children's Services

#### **Recommended by:**

Kim McElroy, Director of Social Services and Acting Director of Human Resources

André Morin, CPA, Chief Administrative Officer



## MANAGEMENT REPORT

**Date:** October 7, 2025  
**To:** Social Services Sub-Committee  
**From:** John Ritz, Supervisor of Homelessness and Housing Stability  
**Report Number:** SOC25-010  
**Attachments:** None

**Title:** Homelessness Individuals and Families Information System (HIFIS) update

**Objective:** To provide the Social Services Sub-committee an update on the implementation of HIFIS as expansion begins to onboard external community partners, as well as obtain delegated authority to sign Data Sharing Agreements with agencies as part of our Coordinated Access System of support within Stratford, St. Marys, and Perth County.

**Background:** As the Consolidated Municipal Service Manager (CMSM), the City of Stratford is the lead agency in homelessness response for the City of Stratford, St. Marys, and Perth County. As part of this response, we are regularly looking at how we can best communicate with community partners, share resources, and follow industry best practices to support the vulnerable populations served in each municipality.

With this, the City is excited to announce the external launch and onboarding of HIFIS to external community agencies. Through this expansion, there will be streamlined resources with community partners and the City's contracted after-hours response, allowing for improved communication and delivery of services. As training of new agencies is begun and implemented, the ability to sign off on data sharing agreements is required to ensure all Coordinated Access partners into HIFIS are consistently onboarded.

**Analysis:** Through the expansion of HIFIS and assisting with the implementation across the Coordinated Access System, the City will be able to better serve clients, share information, and case plan for longer term success in permanent stable housing. Authority to sign Data Sharing Agreements with community partners will streamline this process and allow for a more rapid training of agencies.



## **Financial Implications:**

**Financial impact on current year operating budget:** Staffing costs associated with training external community agencies with this project is included in the approved operating budget. No further costs are anticipated as the Homeless Individuals and Families Information System (HIFIS) is a Canadian federal data collection system, and not a service with a direct cost to users.

**Financial impact on future year operating budget:** There are no future year operating cost impacts anticipated for this project.

## **Alignment with Strategic Priorities:**

### **Work Together For Greater Impact**

This report aligns with this priority as we are looking to expand our methods of community support by streamlining our communication methods with shared partners supporting our communities most vulnerable.

## **Alignment with One Planet Principles:**

### **Health and Happiness**

Encouraging active, social, meaningful lives to promote good health and wellbeing.

**Staff Recommendation: THAT the report titled, "Homelessness Individuals and Families Information System (HIFIS) Update" (SOC25-010), be received for information;**

**THAT authority be delegated to the Director of Social Services to enter into Data Sharing Agreements with community partners, as part of the onboarding process for the Homeless Individuals and Families Information System (HIFIS), on behalf of the Corporation;**

**AND THAT the Delegation of Authority By-law 135-2017, as amended, be further amended to delegate authority to the Director to sign HIFIS Data Sharing Agreements with community partners.**


<b>Prepared by:</b>	John Ritz, Supervisor of Homelessness and Housing Stability
<b>Recommended by:</b>	Kim McElroy, Director of Social Services
	André Morin, CPA, Chief Administrative Officer

# SOCIAL SERVICES MONTHLY CHILDREN'S SERVICES REPORT

## Stratford, Perth County, & St. Marys

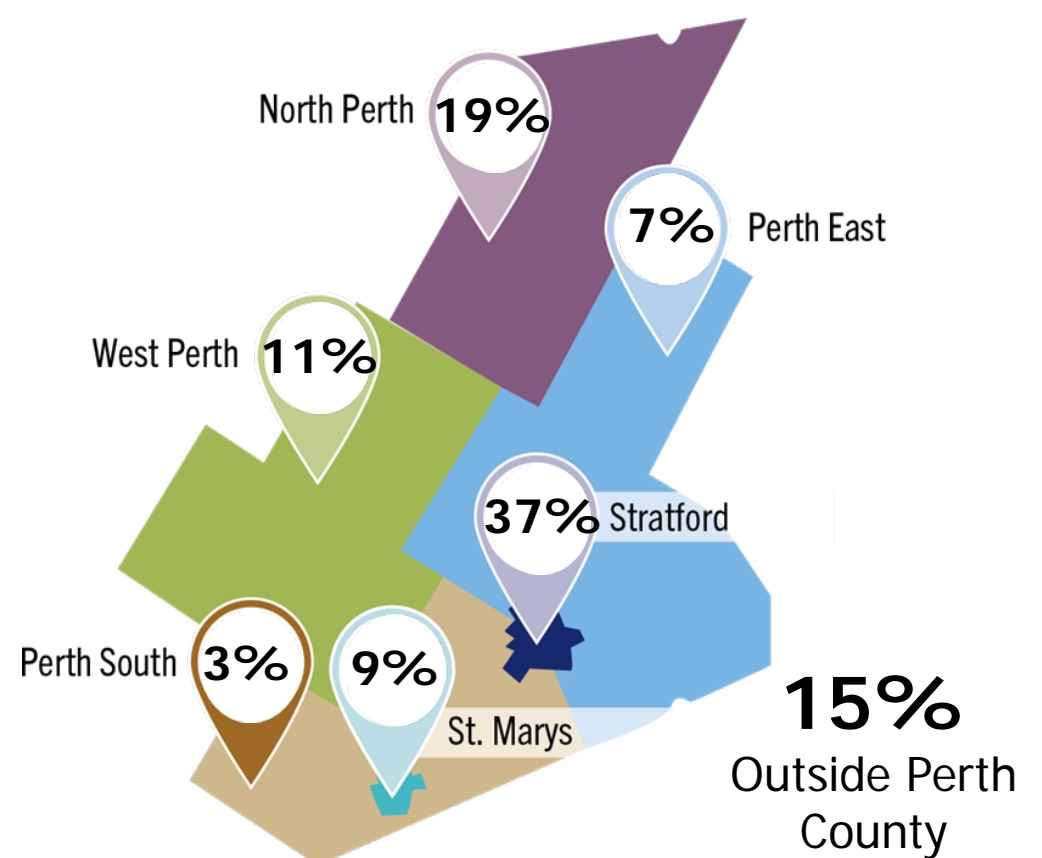
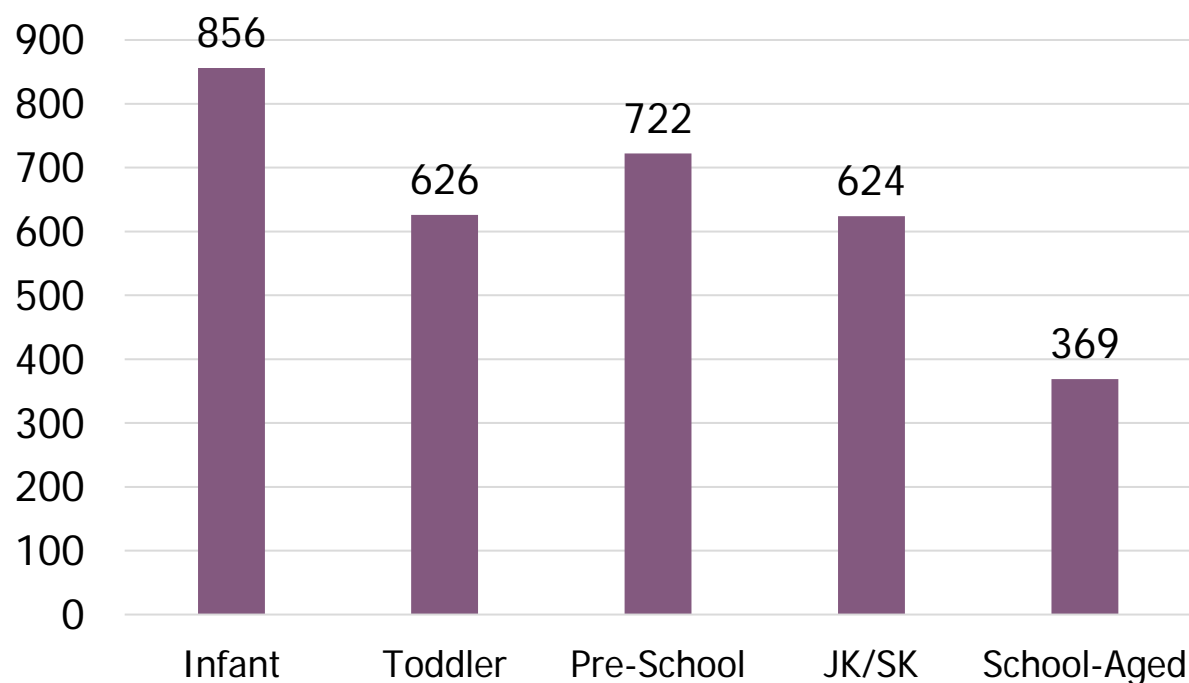
**3,197**

Total number of children  
on the child care waitlist



This is an increase from May  
2025, when there were  
**3,151** children on the child  
care waitlist

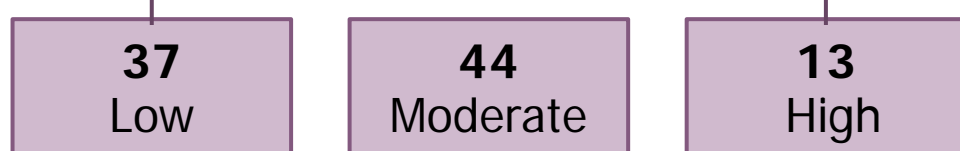
### Age Category on the waitlist



### Resource Consulting

**94** Total children  
supported by the  
Program

#### Level of Support



### EarlyON

**535**

Unique  
children (0-6  
years) served

**428**

Unique parents/  
caregivers  
served

**2,135**

Visits by  
children (0-6  
years)

**1,651**

Visits by  
parents/  
caregivers

## **i** Information Bulletin

The Children's Services Division is the Service System Manager for licensed child care in Stratford, St. Marys and Perth County. In partnership with the community, the Children's Services Division promotes fair and equal access to high quality care for children, and support to their families and caregivers.

For more information about Children's Services and supports  
please visit: <https://www.stratford.ca/en/inside-city-hall/childcare.aspx>




# SOCIAL SERVICES MONTHLY HOMELESSNESS REPORT

Stratford, Perth County, & St. Marys



144

Total number of households experiencing homelessness



This is a decrease from May 2025, when there were **149** households experiencing homelessness



5

New households entering into homelessness



1

Households returned to service area or reconnected with services



1

Households who lost their housing



5

Households who became housed



7

Households who left the service area or had no contact with service provider

## Population Specific Information

**110** Single Adults

**21** Youth (16-24)

**13** Families

**131** Chronic

**29** Unsheltered

**20** Identify as Indigenous

## Information Bulletin

A variety of different factors can contribute to an individual's experience of homelessness. Often, people experience homelessness when all other options have been exhausted, and/or they are dealing with circumstances that make it difficult to maintain housing. Some of these obstacles that may lead people to their experiences of homelessness include:

- Eviction
- The affordable housing crisis
- Coping with mental illnesses or addictions, which makes it difficult to maintain housing

**Source:** The Canadian Observatory on Homelessness - The Homelessness Hub

For more information about housing and homelessness services and supports please visit: <https://www.stratford.ca/en/inside-city-hall/Homelessness.aspx>




# SOCIAL SERVICES MONTHLY SOCIAL HOUSING REPORT

## Stratford, Perth County, & St. Marys

**645**

Total number of Households  
on the centralized waitlist



This is an increase from May 2025, when there were **612** households on the centralized waitlist

### Unit Size

1 Bedroom	62%
2 Bedroom	15%
3 Bedroom	12%
4+ Bedroom	11%

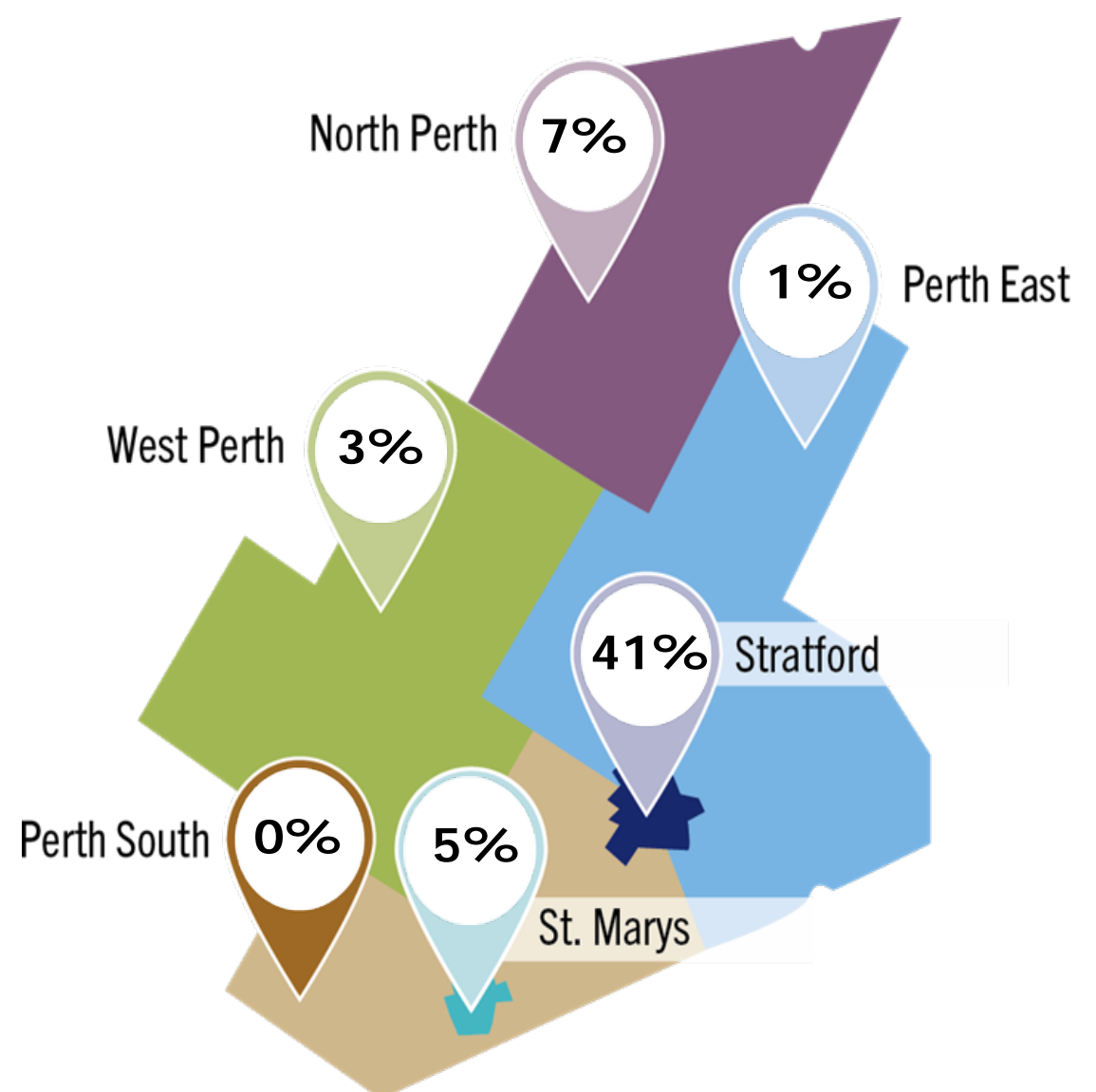
### Applicant Type

Single/Couple	53%
Family	36%
Senior	11%

### Priority Status

Chronological Order	87%
Homeless	7%
Special Provincial Priority (SPP)*	6%

\*SPP: Survivor of domestic abuse or trafficking



Unknown: **7%**  
Outside Perth County: **36%**

\*Current applicant address

### Move ins & Move outs

- 1 Total number of move outs
- 2 Total number of move ins

### Maintenance



**308**

Number of  
Work orders  
requested


For more information about housing services and supports please  
visit: <https://www.stratford.ca/en/inside-city-hall/housing.aspx>



# SOCIAL SERVICES MONTHLY ONTARIO WORKS REPORT

## Stratford, Perth County, & St. Marys

**838** Total number of  
active caseloads



This is an increase from May 2025, when there were **837** active cases

**50** Total number of active  
temporary care cases\*

\*If you are an adult and you are temporarily responsible for the care of a child who is in financial need, you may be eligible for temporary care assistance on their behalf.



**24%**

Percentage of  
caseload  
terminations exiting  
to employment



**6%**

Percentage  
of Caseload  
terminated



**79**

New applications  
received



**12%**

Percentage of  
caseloads with  
employment earnings



**\$947**

Average monthly  
employment  
earnings

## Population Specific Information



**68%**

Singles without  
dependents



**27%**

Lone parent  
families



**5%**

Couples with  
or without  
dependents

**2.4  
Years**

Average time  
on Assistance

**\$733**

The maximum  
amount a Single on  
Ontario works  
receives per month



## Information Bulletin

Ontario Works provides income and employment supports to people in temporary financial need. If you qualify, Ontario Works can provide you with:

- Financial assistance to help you cover the costs of your basic needs (example: food and housing costs)
- Employment assistance to help you prepare for and find a job.

You may also be eligible for health benefits for yourself and your family, including drug and dental coverage.

For more information about Ontario Works and Social Assistance please visit: <https://www.stratford.ca/en/inside-city-hall/ontarioworks.aspx#How-to-Apply-for-Financial-Assistance>





# SOCIAL SERVICES MONTHLY CITY OF STRATFORD REPORT

## Children's Services

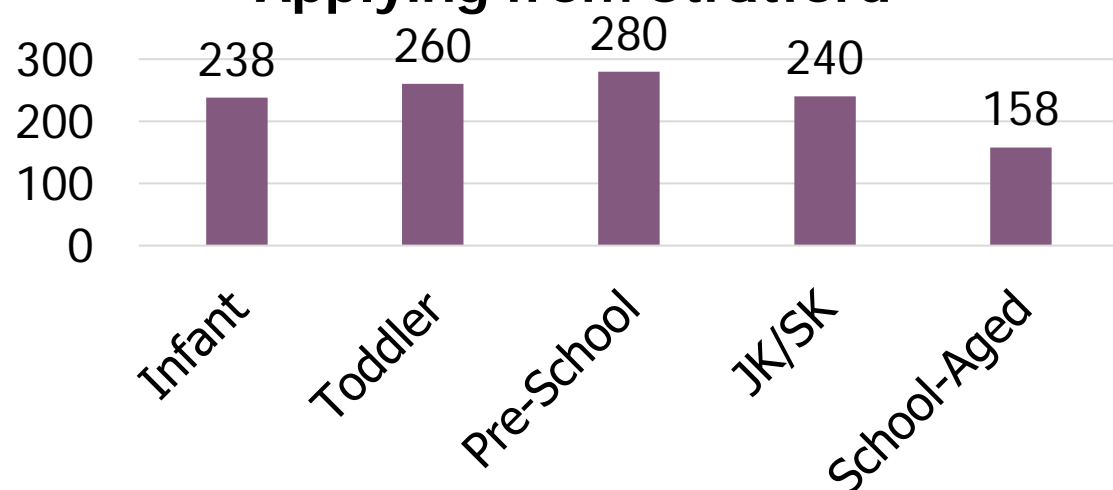
**1,176**

Total number of children on the child care waitlist applying from Stratford

**37%**

Percentage of the total child care waitlist applying from Stratford

Age Category on the waitlist –  
Applying from Stratford



### EarlyON - Stratford

**163**

Unique children (0-6 years) served

**140**

Unique parents/caregivers served

**353**

Visits by children (0-6 years)

**300**

Visits by parents/caregivers

## Social Housing

**266**

Total Households on the centralized waitlist applying from Stratford

### Unit Size

1 Bedroom	69%
2 Bedroom	12%
3 Bedroom	10%
4+ Bedroom	9%

### Applicant Type

Single/Couple	60%
Family	29%
Senior	11%

**41%**

Percentage of the total centralized waitlist applying from Stratford

### Priority Status

Chronological Order	83%
Homeless	10%
Special Provincial Priority (SPP)*	8%

\*SPP: Survivor of domestic abuse or trafficking

## Ontario Works

**495**

Total number of active cases in Stratford

**59%**


Percentage of the total Ontario Works caseload that are in Stratford

# SOCIAL SERVICES MONTHLY CHILDREN'S SERVICES REPORT

## Stratford, Perth County, & St. Marys

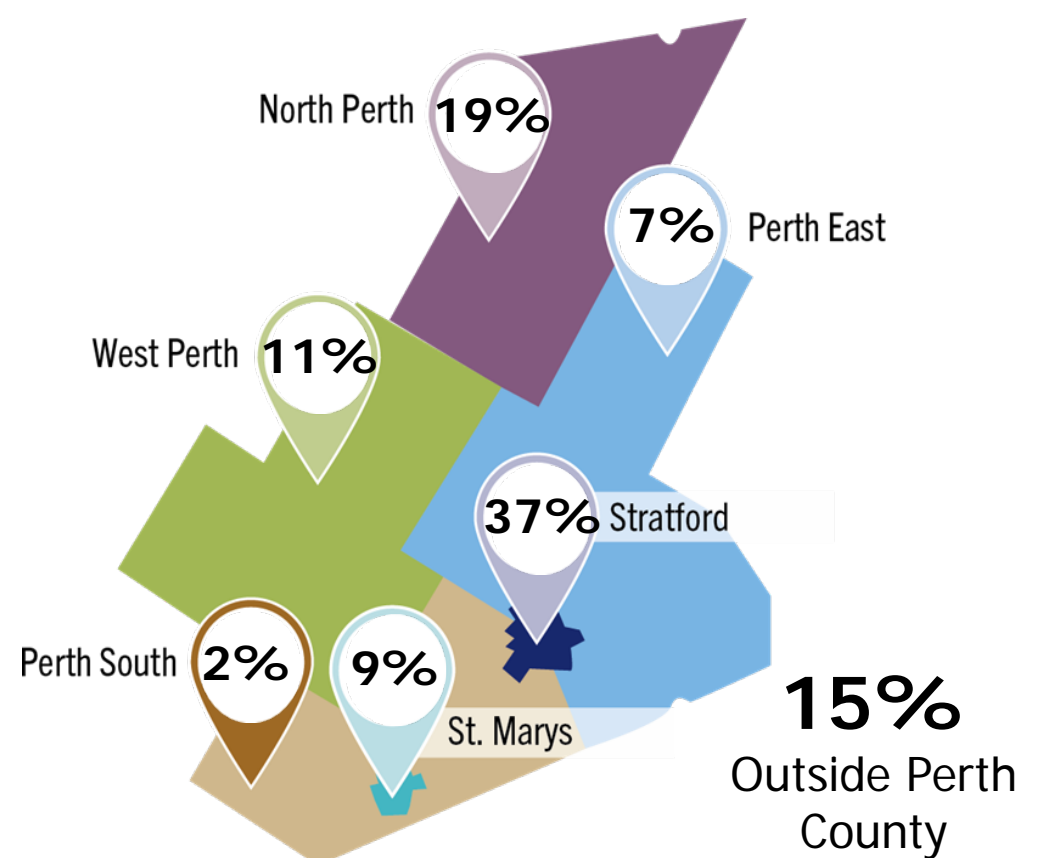
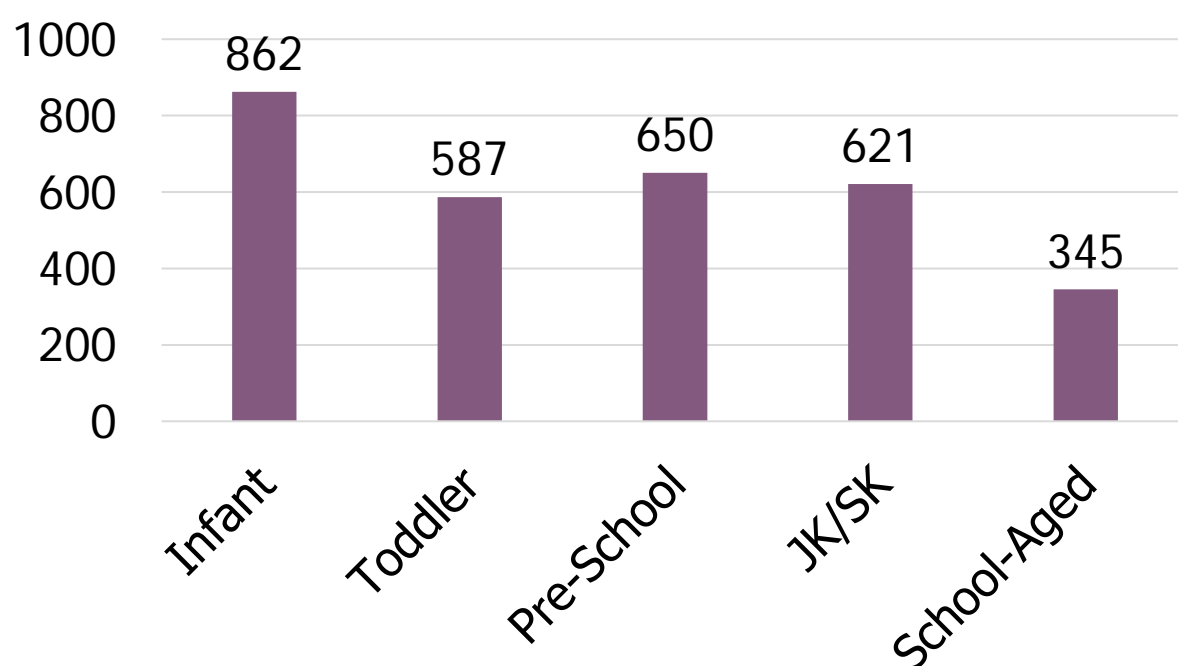
**3,065**

Total number of children  
on the child care waitlist



This is a decrease from June  
2025, when there were  
**3,197** children on the child  
care waitlist

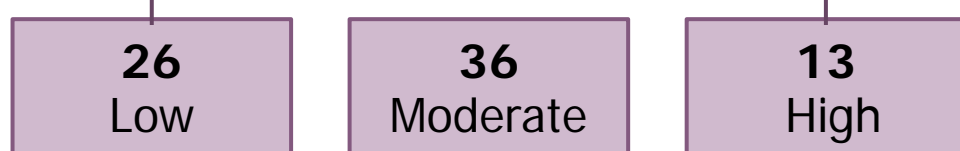
### Age Category on the waitlist



### Resource Consulting

**75** Total children  
supported by the  
Program

#### Level of Support



### EarlyON

**622**

Unique  
children (0-6  
years) served

**461**

Unique parents/  
caregivers  
served

**1,748**

Visits by  
children (0-6  
years)

**1,694**

Visits by  
parents/  
caregivers

## **i** Information Bulletin

The Children's Services Division is the Service System Manager for licensed child care in Stratford, St. Marys and Perth County. In partnership with the community, the Children's Services Division promotes fair and equal access to high quality care for children, and support to their families and caregivers.

For more information about Children's Services and supports  
please visit: <https://www.stratford.ca/en/inside-city-hall/childcare.aspx>



# SOCIAL SERVICES MONTHLY HOMELESSNESS REPORT

Stratford, Perth County, & St. Marys



144

Total number of households  
experiencing homelessness

This is the same number  
from June 2025, when  
there were **144**  
households experiencing  
homelessness



13

New households  
entering into  
homelessness



3

Households returned  
to service area or  
reconnected with  
services



5

Households who  
lost their housing



17

Households who  
became housed



4

Households who left  
the service area or had  
no contact with service  
provider

## Population Specific Information

111 Single Adults

17 Youth (16-24)

16 Families

128 Chronic

39 Unsheltered

21 Identify as  
Indigenous

## Information Bulletin

A variety of different factors can contribute to an individual's experience of homelessness. Often, people experience homelessness when all other options have been exhausted, and/or they are dealing with circumstances that make it difficult to maintain housing. Some of these obstacles that may lead people to their experiences of homelessness include:

- Eviction
- The affordable housing crisis
- Coping with mental illnesses or addictions, which makes it difficult to maintain housing

**Source:** The Canadian Observatory on Homelessness - The Homelessness Hub

For more information about housing and homelessness services and supports please visit: <https://www.stratford.ca/en/inside-city-hall/Homelessness.aspx>






# SOCIAL SERVICES MONTHLY SOCIAL HOUSING REPORT

## Stratford, Perth County, & St. Marys

**656**

Total number of Households  
on the centralized waitlist



This is an increase from June 2025, when there were **645** households on the centralized waitlist

### Unit Size

1 Bedroom	62%
2 Bedroom	15%
3 Bedroom	12%
4+ Bedroom	11%

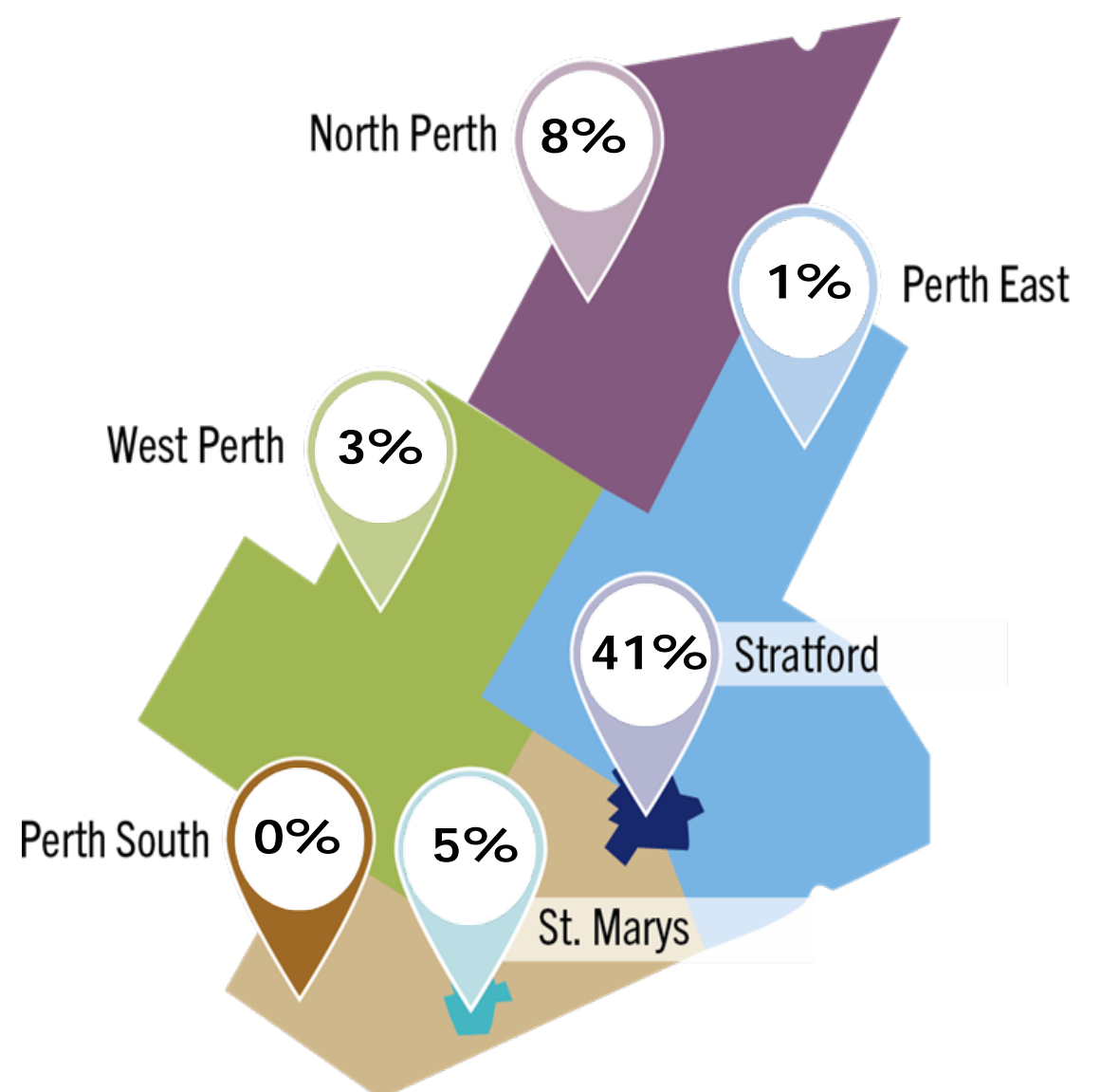
### Applicant Type

Single/Couple	53%
Family	36%
Senior	11%

### Priority Status

Chronological Order	87%
Homeless	7%
Special Provincial Priority (SPP)*	6%

\*SPP: Survivor of domestic abuse or trafficking



Unknown: **7%**

Outside Perth County: **35%**

\*Current applicant address

### Move ins & Move outs

**12** Total number of move outs

**5** Total number of move ins

### Maintenance



**278**

Number of  
Work orders  
requested


For more information about housing services and supports please  
visit: <https://www.stratford.ca/en/inside-city-hall/housing.aspx>



# SOCIAL SERVICES MONTHLY ONTARIO WORKS REPORT

## Stratford, Perth County, & St. Marys

**846** Total number of  
active caseloads



This is an increase from June 2025, when there were **838** active cases

**52** Total number of active  
temporary care cases\*

\*If you are an adult and you are temporarily responsible for the care of a child who is in financial need, you may be eligible for temporary care assistance on their behalf.



**31%**

Percentage of  
caseload  
terminations exiting  
to employment



**7%**

Percentage  
of Caseload  
terminated



**67**

New applications  
received



**13%**

Percentage of  
caseloads with  
employment earnings



**\$884**

Average monthly  
employment  
earnings

## Population Specific Information



**68%**

Singles without  
dependents



**27%**

Lone parent  
families



**5%**

Couples with  
or without  
dependents

**2.4  
Years**

Average time  
on Assistance

**\$733**

The maximum  
amount a Single on  
Ontario works  
receives per month



## Information Bulletin

Ontario Works provides income and employment supports to people in temporary financial need. If you qualify, Ontario Works can provide you with:

- Financial assistance to help you cover the costs of your basic needs (example: food and housing costs)
- Employment assistance to help you prepare for and find a job.

You may also be eligible for health benefits for yourself and your family, including drug and dental coverage.

For more information about Ontario Works and Social Assistance please visit: <https://www.stratford.ca/en/inside-city-hall/ontarioworks.aspx#How-to-Apply-for-Financial-Assistance>



# SOCIAL SERVICES MONTHLY CITY OF STRATFORD REPORT

## Children's Services

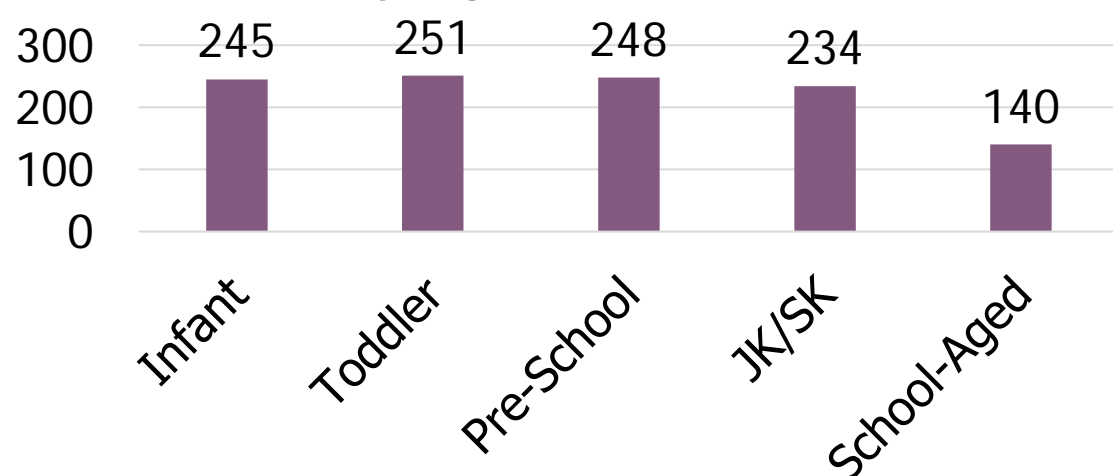
**1,118**

Total number of children on the child care waitlist applying from Stratford

**36%**

Percentage of the total child care waitlist applying from Stratford

Age Category on the waitlist –  
Applying from Stratford



### EarlyON - Stratford

**178**

Unique children (0-6 years) served

**149**

Unique parents/caregivers served

**351**

Visits by children (0-6 years)

**280**

Visits by parents/caregivers

## Social Housing

**271**

Total Households on the centralized waitlist applying from Stratford

### Unit Size

1 Bedroom	69%
2 Bedroom	11%
3 Bedroom	11%
4+ Bedroom	9%

### Applicant Type

Single/Couple	60%
Family	29%
Senior	11%

**41%**

Percentage of the total centralized waitlist applying from Stratford

### Priority Status

Chronological Order	83%
Homeless	10%
Special Provincial Priority (SPP)*	7%

\*SPP: Survivor of domestic abuse or trafficking

## Ontario Works

**498**

Total number of active cases in Stratford

**59%**


Percentage of the total Ontario Works caseload that are in Stratford

# SOCIAL SERVICES MONTHLY CHILDREN'S SERVICES REPORT

## Stratford, Perth County, & St. Marys

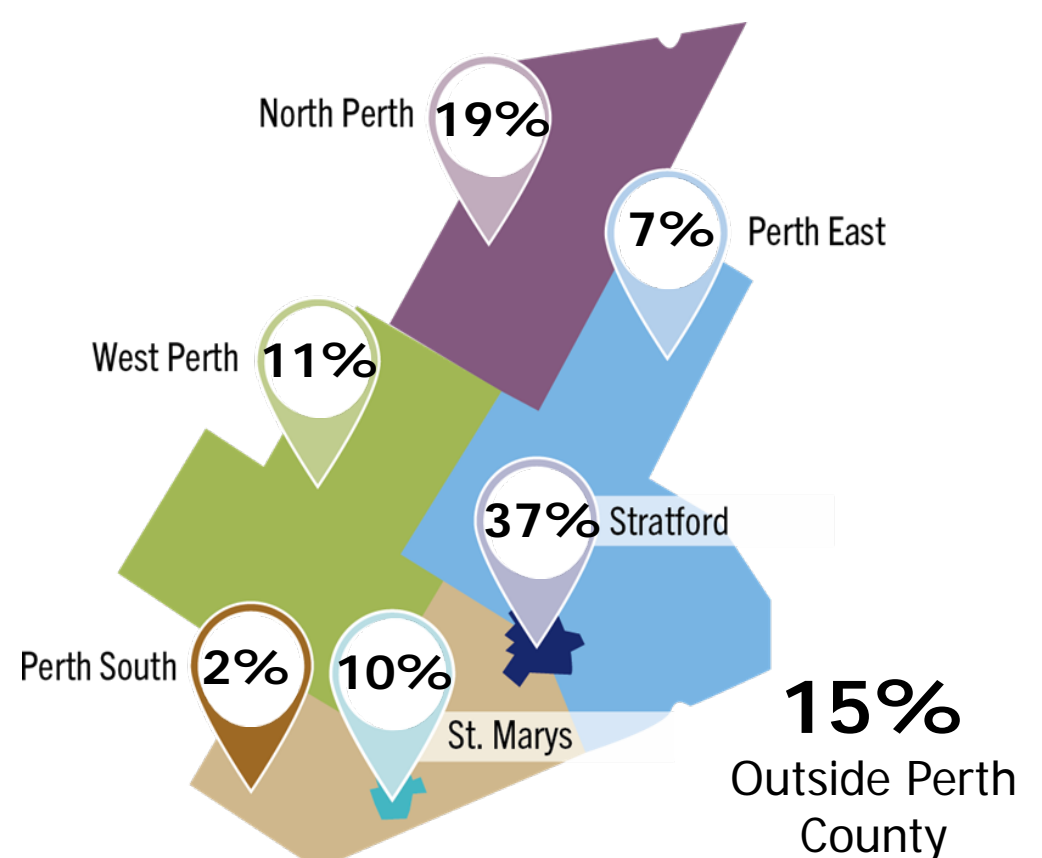
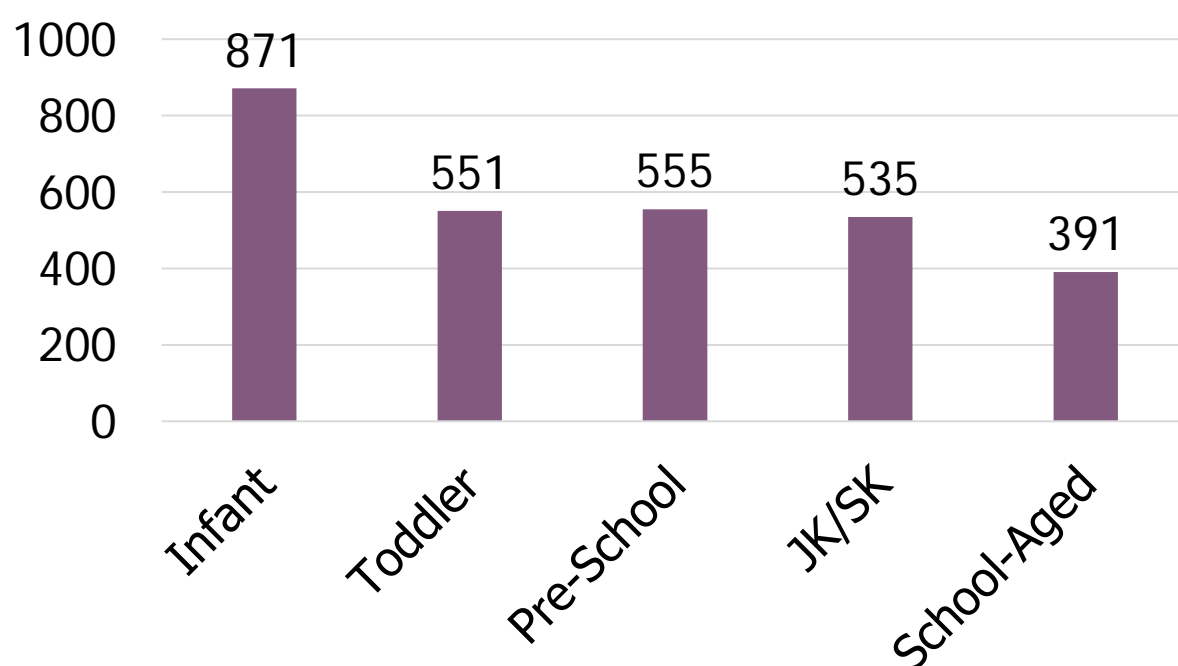
**2,903**

Total number of children on the child care waitlist



This is a decrease from July 2025, when there were **3,065** children on the child care waitlist

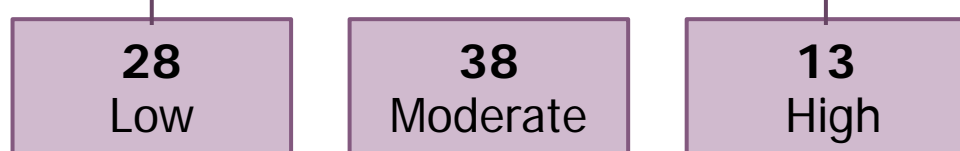
### Age Category on the waitlist



### Resource Consulting

**79** Total children supported by the Program

#### Level of Support



### EarlyON

**568**

Unique children (0-6 years) served

**406**

Unique parents/caregivers served

**1,837**

Visits by children (0-6 years)

**1,336**

Visits by parents/caregivers

## **i** Information Bulletin

The Children's Services Division is the Service System Manager for licensed child care in Stratford, St. Marys and Perth County. In partnership with the community, the Children's Services Division promotes fair and equal access to high quality care for children, and support to their families and caregivers.

For more information about Children's Services and supports please visit: <https://www.stratford.ca/en/inside-city-hall/childcare.aspx>






# SOCIAL SERVICES MONTHLY HOMELESSNESS REPORT

Stratford, Perth County, & St. Marys



154

Total number of households experiencing homelessness



This is an increase from July 2025, when there were **144** households experiencing homelessness



10

New households entering into homelessness



2

Households returned to service area or reconnected with services



0

Households who lost their housing



1

Households who became housed



1

Households who left the service area or had no contact with service provider

## Population Specific Information

120 Single Adults

17 Youth (16-24)

17 Families

133 Chronic

39 Unsheltered

21 Identify as Indigenous

## Information Bulletin

A variety of different factors can contribute to an individual's experience of homelessness. Often, people experience homelessness when all other options have been exhausted, and/or they are dealing with circumstances that make it difficult to maintain housing. Some of these obstacles that may lead people to their experiences of homelessness include:

- Eviction
- The affordable housing crisis
- Coping with mental illnesses or addictions, which makes it difficult to maintain housing

**Source:** The Canadian Observatory on Homelessness - The Homelessness Hub

For more information about housing and homelessness services and supports please visit: <https://www.stratford.ca/en/inside-city-hall/Homelessness.aspx>




# SOCIAL SERVICES MONTHLY SOCIAL HOUSING REPORT

## Stratford, Perth County, & St. Marys

**675**

Total number of Households  
on the centralized waitlist



This is an increase from July 2025, when there were **656** households on the centralized waitlist

### Unit Size

1 Bedroom	63%
2 Bedroom	15%
3 Bedroom	12%
4+ Bedroom	11%

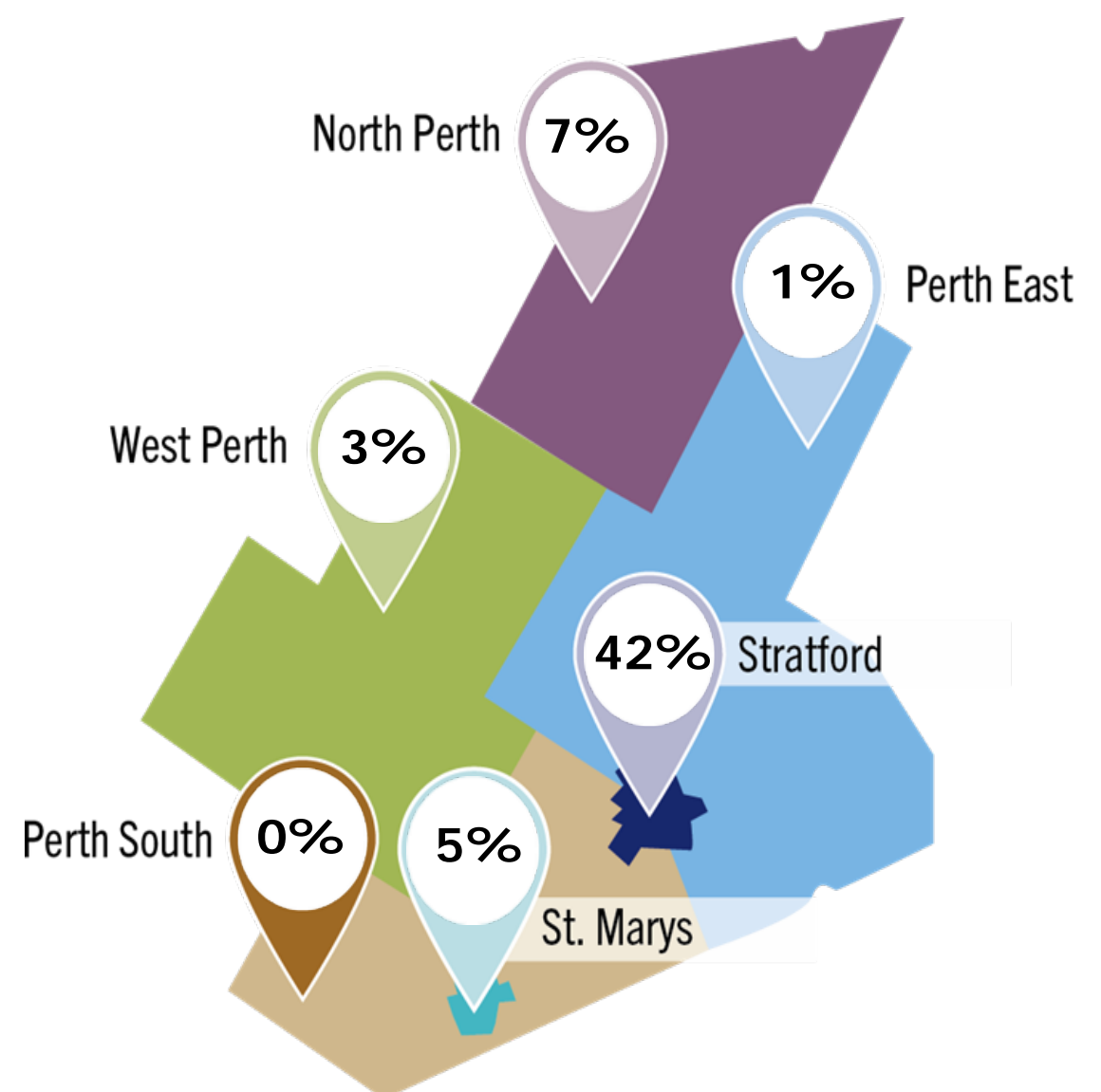
### Applicant Type

Single/Couple	53%
Family	35%
Senior	12%

### Priority Status

Chronological Order	86%
Homeless	8%
Special Provincial Priority (SPP)*	6%

\*SPP: Survivor of domestic abuse or trafficking



Unknown: **7%**  
Outside Perth County: **35%**

\*Current applicant address

### Move ins & Move outs

**6** Total number of move outs

**4** Total number of move ins

### Maintenance



**178**

Number of  
Work orders  
requested


For more information about housing services and supports please visit: <https://www.stratford.ca/en/inside-city-hall/housing.aspx>



# SOCIAL SERVICES MONTHLY ONTARIO WORKS REPORT

## Stratford, Perth County, & St. Marys

**839** Total number of active caseloads



This is a decrease from July 2025, when there were **846** active cases

**50** Total number of active temporary care cases\*

\*If you are an adult and you are temporarily responsible for the care of a child who is in financial need, you may be eligible for temporary care assistance on their behalf.



**22%**

Percentage of caseload terminations exiting to employment



**7%**

Percentage of Caseload terminated



**79**

New applications received



**13%**

Percentage of caseloads with employment earnings



**\$932**

Average monthly employment earnings

## Population Specific Information



**68%**

Singles without dependents



**27%**

Lone parent families



**5%**

Couples with or without dependents

**2.4  
Years**

Average time on Assistance

**\$733**

The maximum amount a Single on Ontario works receives per month



## Information Bulletin

Ontario Works provides income and employment supports to people in temporary financial need. If you qualify, Ontario Works can provide you with:

- Financial assistance to help you cover the costs of your basic needs (example: food and housing costs)
- Employment assistance to help you prepare for and find a job.

You may also be eligible for health benefits for yourself and your family, including drug and dental coverage.

For more information about Ontario Works and Social Assistance please visit: <https://www.stratford.ca/en/inside-city-hall/ontarioworks.aspx#How-to-Apply-for-Financial-Assistance>



# SOCIAL SERVICES MONTHLY CITY OF STRATFORD REPORT

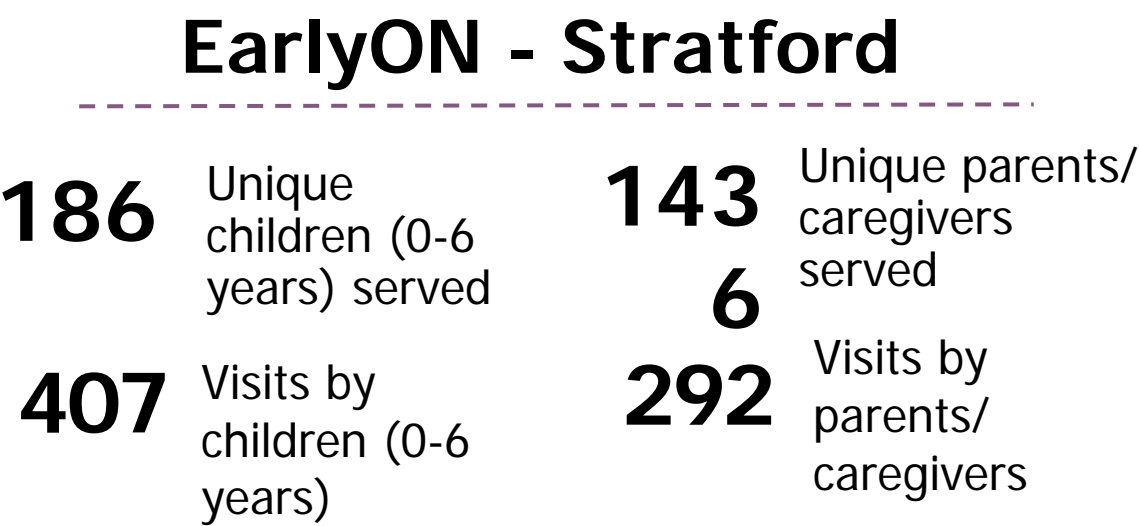
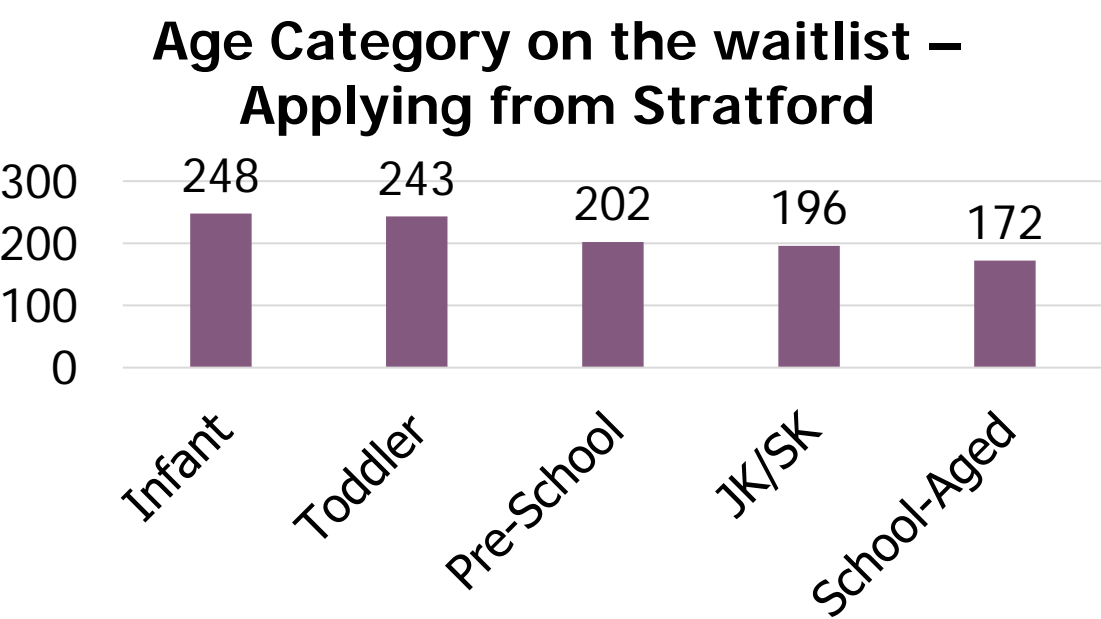
## Children's Services

1,061

Total number of children on the child care waitlist applying from Stratford

37%

Percentage of the total child care waitlist applying from Stratford



## Social Housing

286

Total Households on the centralized waitlist applying from Stratford

Unit Size

1 Bedroom	69%
2 Bedroom	11%
3 Bedroom	10%
4+ Bedroom	9%

Applicant Type

Single/Couple	59%
Family	29%
Senior	12%

42%

Percentage of the total centralzed waitlist applying from Stratford

Priority Status

Chronological Order	80%
Homeless	12%
Special Provincial Priority (SPP)*	8%

\*SPP: Survivor of domestic abuse or trafficking

## Ontario Works

503

Total number of active cases in Stratford

60%

Percentage of the total Ontario Works caseload that are in Stratford